

	F-GC-30 Versión 5 Junio 2020	GESTIÓN DE CONTRATACIÓN	
		LISTA CHEQUEO PAGO DE ACTAS - CONTRATO SUMINISTROS	

# CONTRATO Y AÑO	ACTO No 017/2020	Acta N.º	1 Y FINAL	1. VALOR INICIAL (incluido IVA)	2.789.205
				2. VALOR ADICIÓN (+)	
CONTRATISTA	INTERNACIONAL DE ELECTRICOS SAS			3. VALOR TOTAL (1+2)	2.789.205
NIT O CC:	809002625-7			4. VALOR ACTAS ANTERIORES (-)	
CDP (#, rubro y fecha)	0829 DEL 202/10/22			5. VALOR PRESENTE ACTA (-)	2.789.205
RP (#, rubro y fecha)	0911 DEL 2020/11/17			6. VALOR NO EJECUTADO (3-4-5)	0
OBJETO DEL CONTRATO: SUMINISTROS ELECTRICOS PARA SUPLIR EMERGENCIA PLANTA MARQUETALIA					
TIPO DE RECURSOS	PROPIOS	CENTRO DE COSTOS y PROCEDIMIENTO			

PAQUETE 1 - DOCUMENTOS CON DESTINO A SECCIÓN SUMINISTROS		✓
1- Copia de la Factura (Régimen Común) o Factura equivalente (régimen simplificado).		X
2- Certificación recibo de bienes. Formato F-GF-19		X
3- Distribución por centro de costos - cantidades. Formato F-GF-33.		X

Nota: Se debe presentar los tres paquetes con la información establecida en la presente lista de chequeo a la Sección Suministros, quien expide el Informe de recibo de almacén (IRA) y devuelve los paquetes 2 y 3 al Supervisor correspondiente.

Gina Tatiana Juarez Orozco
NOMBRE DE QUIEN RECIBE


FIRMA


PAQUETE 2 - DOCUMENTO VERIFICADOS - SECRETARIA GENERAL		✓	# FOLIOS
1- Acta parcial o final del contrato.		X	
2- Autoliquidaciones en Salud, Pensiones y Riesgos profesionales del personal y del contratista. (Personas naturales) o Certificado de Cumplimiento del Artículo 50 de la Ley 789/02 (Personas jurídicas)		X	
3- Copia de la Factura (Régimen Común) o Factura equivalente (régimen simplificado).		X	
4- Informe del Supervisor.		X	
5- Evaluación del Supervisor Formato F-GC-17 (Solo aplica para el acta final)		X	
6- Informe de recibo de almacén (IRA).		X	
7- Certificado de calidad del producto.		X	
8- Trazabilidad de la tubería (Aportado por el Proveedor de acuerdo con lo estipulado en el numeral 2.5.2 del Análisis de Conveniencia y Oportunidad)		N/A	

Nota: Si pasados tres (3) días después del recibo de esta documentación el Supervisor del contrato no presenta correcciones, quedará en firme y será subida al SECOP.

Secretaría General CERTIFICA que el Supervisor del Contrato entregó la documentación para ser archivada en la carpeta correspondiente.

	F-GC-30 Versión 5 Junio 2020	GESTIÓN DE CONTRATACIÓN
		LISTA CHEQUEO PAGO DE ACTAS - CONTRATO SUMINISTROS

SUSANA GOMEZ O.
NOMBRE DE QUIEN RECIBE


FIRMA



F-GC-30
Versión 5
Junio 2020

GESTIÓN DE CONTRATACIÓN

LISTA CHEQUEO PAGO DE ACTAS - CONTRATO SUMINISTROS

PAQUETE 3 - DOCUMENTOS CON DESTINO A SECCIÓN TESORERÍA		<input checked="" type="checkbox"/>
1- Acta parcial o final del contrato		X
2- Factura (Régimen Común) o Factura equivalente (régimen simplificado) - (Original)		X
3- Evaluación del Supervisor Formato F-CG-17 (Solo aplica para el acta final).		X
4- Autoliquidaciones en Salud, Pensiones y Riesgos profesionales del personal y del contratista (Personas naturales) o Certificado de Cumplimiento del Artículo 50 de la Ley 789/02 (Personas jurídicas).		X
5- Certificado cuenta bancaria del contratista (Aplica para el acta 1 o por cambio de cuenta a solicitud del proveedor)		X
6- Distribución por centro de costos. Formato F-GF-32 - Copia de este formato se debe entregar en Planeación y Proyectos (firma de recibido)		X
7- Copia del registro presupuestal		X

Fecha de presentación _____

DATOS DEL SUPERVISOR		
RAMIRO ROLDAN ZABALA	INSPECTOR ELECTRONICO	
NOMBRE	CARGO	FIRMA

DATOS PARA LA TRANSFERENCIA DE PAGOS		
CUENTA	BANCO	TIPO DE CUENTA



INTERNACIONAL DE ELECTRICOS S.A.S
 NIT: 809.002.625-7
 Resolución 066 de 2017
 BOGOTÁ D.C. - COLOMBIA



FACTURADO A: EMPRESA DE OBRAS SANITARIAS DE CALDAS SNASP
 NIT C.C.: 89005239-9
 Dirección: CRA 23 No 75-82
 Ciudad: MANIZALES
 País: COLOMBIA
 Contacto: CARLOS ARTURO AGUDELO MONTOYA
 Teléfono: 86857080*

ENVIAR A: MATERIAL YA ENTREGADO
 Contacto:
 Dirección:
 Ciudad:
 Teléfono:

BOGOTÁ D.C. - COLOMBIA
 SOLOS AGENTES AUTORIZADOS PARA
 RESOLUCIÓN 066 DE 2017
 AUTORES DE LOS PRECIOS SEGÚN NBS, OFICIO DEL TENDIDOR
 AUTORIZADOS PARA LA EJECUCIÓN DE OBRAS SANITARIAS
 AUTORIZADOS PARA LA EJECUCIÓN DE OBRAS SANITARIAS
 AUTORIZADOS PARA LA EJECUCIÓN DE OBRAS SANITARIAS
 AUTORIZADOS PARA LA EJECUCIÓN DE OBRAS SANITARIAS
 AUTORIZADOS PARA LA EJECUCIÓN DE OBRAS SANITARIAS

FECHA DE EMISIÓN: 04/12/2020
CONDICIÓN DE PAGO: CREDITO 30 DÍAS V
FECHA HORA GENERACIÓN: 04/12/2020 10:29 a.m.
FECHA HORA EXPEDICIÓN: 04/12/2020 10:32 a.m.
 Página 1 de 1

FACTURA ELECTRÓNICA FE05-30511381
DE VENTA No.
FECHA DE EMISIÓN: 04/12/2020
CONDICIÓN DE PAGO: CREDITO 30 DÍAS V
FECHA HORA GENERACIÓN: 04/12/2020 10:29 a.m.
FECHA HORA EXPEDICIÓN: 04/12/2020 10:32 a.m.
No. PUNTOS: 1
No. CC CLIENTE: RM
ASesor COMERCIAL: IE - MANIZALES
MANLICITACIONES: esyafato@legrupo.co

Gracias por tu compra! Estos comprobantes son válidos para fines contables y de efectos tributarios. Consulta nuestras condiciones de venta en www.legrupo.co o en el correo electrónico esyafato@legrupo.co.
 Conectar más sobre esto contacta en www.legrupo.co

No.	CODIGO	DESCRIPCION	UM	MARCA	REF FAB	CANT	VLR UNIT	IVA	VLR TOTAL
1	127100102074	REFLECTOR LED 30 000H 200W 100/240V 8.500K	UND	VIE	LS712-200	3	\$ 171.818,00	19%	\$ 515.454
2	144123100058	ARRANCADOR DIRECTO 35.0 - 50.0 AMP 15.0 HP 220V 30.0 HP 440V	UND	LOVATO	M362035-S0	1	\$ 1.089.000,00	19%	\$ 1.089.000
3	153100102003	ARRANCADOR DIRECTO 4.0 - 6.6 AMP 1.0 HP 220V 2.2 HP 440V	UND	LOVATO	M10594-6.5	1	\$ 310.000,00	19%	\$ 310.000
4	155101106001	TOMACORRIENTE DOBLE P/T GFCI 20A BLANCO	UND	VIE	WS182-501	4	\$ 24.864,00	19%	\$ 68.856
5	149100100003	ESTABILIZADOR EV-1600W TORRE/110V	UND	MAGOM	31010451	2	\$ 160.380,00	19%	\$ 320.760

OBSERVACIONES: Basado en Entregas 5019651, 5019665.
 Documentos no aplican si tienen cartería en mano.
 El Descuento solo sera valido si paga antes o en la fecha estipulada, en caso de estar en día no habiéndolo pagado en día habi anterior.
 Unicamente Valido para pagos totales, no aplica para pagos parciales.
 Medios de Pago: VISA, MasterCard, BBVA, Bancolombia, Mercado Pago, PSE, Nequi, Axi, Davivienda, Cuentas Corrientes.
 Cuentas Corrientes: BBVA # 09843918985 / 0738000207, Bancolombia # 306010004885.

COMPRADOR: VALENCIA YASQUEL JHON JAIRD
INTERNACIONAL DE ELECTRICOS S.A.S
FECHA DE RECEPCION: DD MM AAAA
MONEDA: SUBTOTAL \$ 2.343.870, DESCUENTO P/E 0%, IMPUESTOS \$ 445.335, TOTAL \$ 2.789.205.
IMPUESTOS: \$ 445.335
TOTAL: \$ 2.789.205
COMPRADOR: VALENCIA YASQUEL JHON JAIRD
INTERNACIONAL DE ELECTRICOS S.A.S
FECHA DE RECEPCION: DD MM AAAA
 Compra en línea: www.legrupo.co
 100% Seguro
 AL VIRUS
 Impreso por SAP Business One - CONSENSUS S.A.S 800399002-1, Proveedor Tecnológico - FACTURE S.A.S 900399741-7



f @Empocaldas i @empocaldas_oficial
 ✉ empo@empocaldas.com.co
 🌐 www.empocaldas.com.co

ACTA DE RECIBO N. 1 Y FINAL

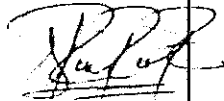
CONTRATO	ACTO No 017/2020
MODALIDAD DE	✓ DAFLARATORIA DE EMERGENCIA EN LA
CONTRATACION	✓ SECCIONAL DE MARQUETALIA
CONTRATISTA	✓ INTERNACIONAL DE ELECTRICOS SAS
NIT	✓ 809002625-7
OBJETO	SUMINISTROS ELECTRICOS PARA SUPLIR
VALOR	✓ EMERGENCIA PLANTA MARQUETALIA
PLAZO	✓ \$ 2.789.205 INCLUIDO IVA
RECURSOS	✓ 10 DIAS CALENDARIO
	✓ PROPIOS

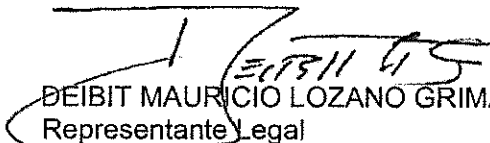
04 DIC 2020

En la ciudad de Manizales, se reunieron el señor DEIBIT MAURICIO LOZANO GRIMALDO Representante legal de INTERNACIONAL DE ELECTRICOS SAS como contratista; y el señor RAMIRO ROLDÁN ZABALA Inspector electrónico y supervisor por parte de EMPOCALDAS S.A. E.S.P con el fin de realizar el acta de recibo y final del Acto No. 017/2020 Declaratoria de Emergencia en la seccional de Marquetalia cuyo objeto es: *SUMINISTROS ELECTRICOS PARA SUPLIR EMERGENCIA PLANTA MARQUETALIA*

VALOR DEL CONTRATO	✓ \$ 2.789.205 INCLUIDO IVA
VALOR ACTA No. 1 y FINAL	✓ \$ 2.789.205 INCLUIDO IVA
VALOR MENOS EJECUTADO	✓ \$ 00


No siendo otro el motivo de la presente acta se firma por los que en ella intervinieron


 RAMIRO ROLDAN ZABALA
 Supervisor Acto 017/2020
 Empocaldas SA ESP


 DEIBIT MAURICIO LOZANO GRIMALDO
 Representante legal
 INTERNACIONAL DE ELECTRICOS SAS



📍 Carrera 23 # 75-82 Manizales - Caldas
 📞 PBX: (+57) (6) 886 7080 NIT: 890.803.239-9

	F-GC-20 Versión 3 Junio 2019	GESTIÓN DE CONTRATACIÓN
		INFORME DE SUPERVISIÓN CONTRATOS DE OBRA CIVIL

Informe Número	1	Fecha del informe	04/12/2020	Acta parcial		Acta final	X
----------------	---	-------------------	------------	--------------	--	------------	---

Número del contrato	Acto No. 017/2020
Objeto:	Suministros eléctricos para suplir emergencia planta Marquetá
Nombre Contratista:	Internacional de Eléctricos SAS
Fecha del contrato:	13 de Noviembre 2020
Plazo de ejecución:	10 días calendario contados a partir de la suscripción del acta de inicio.
Valor inicial:	\$ 2.789.205 IVA incluido
Fecha de iniciación:	25 de Noviembre 2020
Fecha de suspensión:	N/A
Fecha de reiniciación:	N/A
Fecha de terminación inicial:	04 de Diciembre del 2020
Nueva fecha de terminación:	N/A
Adición (en valor):	N/A
Prórroga (en tiempo)	N/A
Supervisor:	Ramiro Roldan Zabala

1. AVANCE DEL CONTRATO

1.1. Avance físico

Avance físico del periodo	N/A
Avance físico Acumulado	N/A

1.2. Informe de actividades (Se anexa resumen de ejecución de la obra)

N/A

1.3. Avance en tiempo

Plazo de ejecución:	10 días
Tiempo total transcurrido:	10 días
Avance Porcentual:	100%




1.4. Registro fotográfico (puede presentarse como anexo, o incluirlo en el informe)




F-GC-20
Versión 3
Junio 2019

GESTIÓN DE CONTRATACIÓN

INFORME DE SUPERVISIÓN CONTRATOS DE OBRA CIVIL



Problemáticas con la obra
N/A

	F-GC-20 Versión 3 Junio 2019	GESTIÓN DE CONTRATACIÓN
		INFORME DE SUPERVISIÓN CONTRATOS DE OBRA CIVIL

1.5. Avance financiero

Inversión Contratada:	2.789.205
Inversión ejecutada en el periodo:	N/A
Porcentaje ejecutado en el periodo:	N/A
Inversión total ejecutada:	2.789.205
Porcentaje total ejecutado:	100%

2. CONTROL SOBRE PÓLIZAS VIGENTES (para el acta final relacione la ampliación de las pólizas de estabilidad y calidad de la obra)

GARANTÍAS	ASEGURADORA	No. PÓLIZA	FECHA INICIAL	FECHA FINAL	VR. ASEGURADO
N/A					
N/A					

3. CONTROL DEL CUMPLIMIENTO DE LA SEGURIDAD SOCIAL INTEGRAL (Verifique afiliación o pagos aportados y señale con una X)

NOMBRE DEL TRABAJADOR	ARP	EPS	AFP	PARAFISCALES	FIC

4. CONTROL PAGO SEGURIDAD SOCIAL DEL CONTRATISTA (Persona natural)
N/A

5. CONTROL DE SEGURIDAD INDUSTRIAL Y DOTACIÓN (Para los casos donde verifique el incumplimiento de algún ítem, debe anexar la comunicación enviada al contratista notificando la situación)
N/A


6. MEMORIA DE CÁLCULO DE CANTIDADES DE OBRA A PAGAR (Anexar Relación)
N/A

7. IMPACTO SOCIAL DE LA OBRA
N/A

7.1. EMPLEOS GENERADOS
N/A

7.2. POBLACIÓN BENEFICIADA

Seccional Marquetá – proceso de tratamiento agua potable

	F-GC-20 Versión 3 Junio 2019	GESTIÓN DE CONTRATACIÓN
		INFORME DE SUPERVISIÓN CONTRATOS DE OBRA CIVIL

8. DOCUMENTOS ANEXOS

DOCUMENTO	SI	N/A
Acta de entorno		X
Acta de veeduría		X
Acta de convenio de precios		X
Plan de manejo ambiental		X
Ensayos de laboratorio		X
Acta de suspensión y reanudación (Con la respectiva justificación)		X
Bitácora de la obra		X
Actualización de la póliza de calidad o estabilidad con la fecha del acta de liquidación.		X
Paz y Salvo oficina de trabajo.		X
Paz y salvo del contratista donde conste que pago la seguridad social integral y parafiscales de los trabajadores a cargo en la obra.		X
Relación de todas las domiciliarias que se reconstruyan en donde se indique el suscriptor, el número del contador, la dirección, la autorización del propietario para esta reposición y las cantidades de obra de cada una y el valor.		X
Memoria de cálculo de cantidades de obra a pagar		X

Calificación entrega de la obra: Excelente 4 – Buena 3 – Regular 2 – Mala 1	N/A
---	-----

RAMIRO ROLDAN ZABALA
NOMBRE DEL SUPERVISOR


FIRMA DEL SUPERVISOR



Internacional de Eléctricos

Nit. 809.002.625-7

CERTIFICACIÓN DE CUMPLIMIENTO DE OBLIGACIONES SISTEMA DE SEGURIDAD SOCIAL Y PARAFISCALES PARA PERSONAS JURÍDICAS NACIONALES

El suscrito Revisor Fiscal **HEBERT MORA SANCHEZ**, manifiesto bajo la gravedad de Juramento que **INTERNACIONAL DE ELECTRICOS S.A.S**, persona jurídica identificada con el NIT **809.002.625-7**, se encuentra a Paz y Salvo en los últimos 6 meses por concepto de pago de Nómina, impuestos fiscales, parafiscales, sistemas de salud, riesgos profesionales, pensiones y aportes a las cajas de Compensación Familiar, Instituto Colombiano de Bienestar Familiar y Servicio Nacional de Aprendizaje SENA de los empleados a su servicio, de acuerdo al Artículo 23 de Ley 1150 de 2007, en concordancia con el artículo 50 de la ley 789 de 2002, Ley 828 de 2003, Ley 100 de 1993 y sus decretos reglamentarios, 1703 del 2 de agosto 2002 y 2800 de 2003. Además cumple con la cuota regulada de aprendices.

INTERNACIONAL DE ELECTRICOS S.A.S se encuentra a Paz y Salvo por concepto de Pago de las Obligaciones con los sistemas de Salud Social integral de conformidad con el artículo 50, parágrafo 3 de la ley 789 de 2002, modificado por el artículo 9º de la Ley 828 de 2003.

Se expide a los Nueve 10 días del mes de Noviembre de 2020

HEBERT MORA SANCHEZ
C.C. No. 93.356.162 de Ibagué
Revisor Fiscal - T.P. 28201-T
INTERNACIONAL DE ELECTRICOS S.A.S

Ibagué | Bogotá | Neiva | Manizales | Cali | Villavicencio | Medellín | Bucaramanga
Pereira | Cartagena | Mosquera | Montería | Cucúta

www.iegrupo.co

correo electronico: contratacion@iegrupo.co Telefono (8) 2771548 Ext 323-324-325 Ibagué

CODIGO	AFILIADO	FECHA	TIPO	VALOR	VALOR LIQUIDADO				
600	YILLAVIL DEBIA	23/03/01	30	EP5005	30	CCF510	30	51	
600	MARLA STYER								
601	WILANUEVA DE LA CRUZ TESSICA	23/02/01	30	EP5002	30	CCF560	30	51	
602	KATHERINE								
602	WFOGLA MENDOZA	23/03/01	30	EP5002	30	CCF560	30	51	
602	WALTER								
603	WILLIAMS FLOREZ	23/03/01	30	EP5002	30	CCF560	30	51	
603	KRISTIAN GIOVANNY								
604	YARA RUCHELES	23/03/01	30	EP5005	30	CCF560	30	51	
604	CARLOS ALFREDO								
605	YARA MONTERO	23/10/01	28	EP5002	28	CCF560	28	51	
605	HENRY								
606	YARA MONTERO	23/10/01	2	EP5002	2	CCF560	2	51	
606	HENRY								
607	YARA MONTERO	25-14	30	EP5005	30	CCF560	30	51	
607	PABLO ENLIO								
608	YATE JASIN ENKA	25/03/01	30	EP5002	30	CCF560	30	51	
608	ANDREA								
609	ZAPATA CONTRERAS	23/02/01	25	EP5010	25	CCF031	25	51	
609	YULIANA ANDREA								
610	ZAPATA CONTRERAS	23/02/01	2	EP5010	2	CCF031	2	51	
610	YULIANA ANDREA								
611	ZAPATA CONTRERAS	23/02/01	2	EP5010	2	CCF031	2	51	
611	YULIANA ANDREA								
612	ZAPATA CONTRERAS	23/02/01	1	EP5010	1	CCF031	1	51	
612	YULIANA ANDREA								
613	ZULUAGA RUBIO	23/10/01	21	EP5002	21	CCF11	21	51	
613	DIOMEDES								
614	ZULUAGA RUBIO	23/10/01	4	EP5002	4	CCF11	4	51	
614	DIOMEDES								
615	ZULUAGA RUBIO	23/10/01	5	EP5002	5	CCF11	5	51	
615	DIOMEDES								
Total Afiliados(495)									


RESUMEN DE PAGO

RIESGO	CODIGO	NIT	DV	AFILIADOS	VALOR LIQUIDADO
AFP (ADMINISTRADORAS: 4)				473	\$156,583,200
COLFONDOS	231001	800,227,940	6	30	\$6,914,500
COUPENSIONES	25-14	900,336,004	7	79	\$78,546,900
PORVENIR	230301	800,224,808	8	223	\$76,474,600
PROTECCION	230201	800,227,739	0	141	\$44,645,200
ARL (ADMINISTRADORAS: 1)				486	\$24,811,300
COLPATRIA ARP	14-4	860,002,183	9	486	\$24,811,300
CCF (ADMINISTRADORAS: 14)				473	\$39,857,600
CAJASAN	CCF39	890,200,106	1	54	\$4,927,600
COFREM	CCF34	892,000,146	3	8	\$712,900
COLSUBSIDIO	CCF22	860,007,336	1	63	\$7,043,400
COMFACOR	CCF16	891,080,005	1	14	\$970,400
COMFAMILIAR HUILA	CCF32	891,180,008	2	11	\$1,156,200
COMFAMILIAR NARIÑO	CCF35	891,280,008	1	2	\$76,100
COMFAMILIAR RISARALDA	CCF44	891,480,000	1	33	\$2,800,700
COMFANORTE	CCF37	890,500,516	3	17	\$1,469,600
COMFASUCRE	CCF41	892,200,015	5	8	\$111,900
COMFENALCO ANTOQUIA	CCF03	890,900,842	6	25	\$2,471,700
COMFENALCO CARTAGENA	CCF08	890,460,023	7	17	\$1,713,300
COMFENALCO TOLIMA	CCF50	890,700,148	4	165	\$12,292,800
COMFENALCO VALLE	CCF56	890,303,093	5	20	\$1,848,800
CONFAMILIARES	CCF11	890,806,490	5	36	\$2,262,700

RESUMEN DE PAGO		RIESGO		CODIGO		NIF		BY		AFILIADOS		VALORES LIQUIDADOS	
EPS (ADMINISTRADORAS: 27)													
ALIANSA SALUD EPS (ANTES COLAMEDICA)	EPS001	830,113,831	0			494							\$58,626,500
ASMET SALUD EPS SAS	ESSC62	900,935,126	7			4							\$2,833,400
CAJACAPI ATLANTICO	CCFC55	890,102,044	1			5							\$275,700
CAPITAL SALUD	EPSC34	900,298,372	9			1							\$38,200
COMFAMILIAR HUILA	CCFC24	891,180,008	2			2							\$14,000
COMFAORIENTE	CCFC50	890,500,675	6			1							\$155,000
COMPENALCO VALLE	EPS012	890,303,093	5			6							\$98,700
COMPARTA	ESSC33	804,002,105	0			1							\$404,500
TOTAL													
EPS (ADMINISTRADORAS: 27)													
COMPENSAR	EPS008	860,066,942	7			17							\$1,068,800
COOMEVA	EPS016	805,000,427	1			17							\$1,238,800
COOSALUD EPS	EPS042	900,226,715	3			1							\$80,400
COOSALUD MOVILIDAD	ESSC24	900,226,715	3			1							\$3,500
EMSSANAR	ESSC18	901,021,565	8			1							\$38,900
EPS ECOOPSOS S.A.S	ESSC91	901,093,846	0			1							\$109,800
EPS SURA (ANTES SUSALUD)	EPS010	800,088,702	2			44							\$5,548,800
FAMISANAR	EPS017	830,003,564	7			21							\$1,046,900
FOSYGA	MIN001	901,037,916	1			6							\$260,100
MEDIMAS EPS	EPS044	901,097,473	5			32							\$3,862,300
MEDIMAS MOVILIDAD	EPS045	901,097,473	5			1							\$42,900
MUTUAL SER	ESSC07	806,008,394	7			3							\$123,500
NUEVA E.P.S.	EPS037	900,156,264	2			56							\$3,451,600
NUEVA EPS MOVILIDAD	EPS041	900,156,264	2			4							\$145,500
PUJOSALUD	EPSIC6	809,008,362	2			1							\$36,400
S.O.S. SERVICIO OCCIDENTAL DE SALUD S.A.	EPS018	805,001,157	2			18							\$2,799,100
SALUD MIA EPS	EPS046	900,914,254	1			1							\$76,100
SALUD TOTAL	EPS002	800,130,907	4			128							\$17,810,200
SANITAS	EPS005	800,251,440	6			120							\$17,062,300
ICBF (ADMINISTRADORAS: 1)													
INSTITUTO COLOMBIANO DE BIENESTAR FAMILIAR	PAICBF	899,999,239	2			16							\$6,657,800
SENA (ADMINISTRADORAS: 1)													
SENA	PASENA	899,999,034	1			16							\$4,438,700
TOTAL													
												615	\$290,975,100

UNIDAD
ADMINISTRATIVA
ESPECIAL

**JUNTA CENTRAL
DE CONTADORES**



Certificado No:

9 6 3 0 0 6 2 7 8 4 0 0 7 5 9 5

**LA REPUBLICA DE COLOMBIA
MINISTERIO DE COMERCIO, INDUSTRIA Y TURISMO
UNIDAD ADMINISTRATIVA ESPECIAL
JUNTA CENTRAL DE CONTADORES**

**CERTIFICA A:
QUIEN INTERESE**

Que el contador público **HEBERT MORA SANCHEZ** identificado con CÉDULA DE CIUDADANÍA No 93356162 de IBAGUE (TOLIMA) Y Tarjeta Profesional No 28201-T SI tiene vigente su inscripción en la Junta Central de Contadores y desde los últimos 5 años.

NO REGISTRA ANTECEDENTES DISCIPLINARIOS *****

Dado en BOGOTÁ a los 23 días del mes de Noviembre de 2020 con vigencia de (3) Meses, contados a partir de la fecha de su expedición.

DIRECTOR GENERAL

ESTE CERTIFICADO DIGITAL TIENE PLENA VALIDEZ DE CONFORMIDAD CON LO ESTABLECIDO EN EL ARTICULO 2 DE LA LEY 527 DE 1999, DECRETO UNICO REGLAMENTARIO 1074 DE 2015 Y ARTICULO 6 PARAGRAFO 3 DE LA LEY 962 DEL 2005

Para confirmar los datos y veracidad de este certificado, lo puede consultar en la página web www.jcc.gov.co digitando el número del certificado

REPUBLICA DE COLOMBIA
IDENTIFICACION PERSONAL
CEDULA DE CIUDADANIA

NUMERO **93.356.162**

MORA SANCHEZ

APELLIDOS

HEBERT

NOMBRES



FECHA DE NACIMIENTO **22-ABR-1964**


IBAGUE
(TOLIMA)
LUGAR DE NACIMIENTO

1.79 **A+** **M**
ESTATURA G.S. RH SEXO

29-JUL-1982 IBAGUE
FECHA Y LUGAR DE EXPEDICION

Carlos Ariel Sanchez Torres
REGISTRADOR NACIONAL
CARLOS ARIEL SANCHEZ TORRES

INDICE DERECHO



A-2900100-00146339-M-0093356162-20090111 0009409524A 2 6640016896

República de Colombia
Ministerio de Comercio, Industria y Turismo

UNIDAD ADMINISTRATIVA ESPECIAL JUNTA CENTRAL DE CONTADORES



28201-T



HEBERT
MORA SANCHEZ
C.C. 93356162

RES. INSCRIPCION 2161 DEL 28/09/1990
UNIVERSIDAD DE IBAGUE

Sandra Liliana Duarte

SANDRA LILIANA DUARTE CUADROS
DIRECTOR GENERAL (E)

239182

35543

Identificación Plástica S.A. 170014/0117

República de Colombia
Ministerio de Comercio, Industria y Turismo

UNIDAD ADMINISTRATIVA ESPECIAL JUNTA CENTRAL DE CONTADORES



Esta tarjeta es el único documento que lo acredita como Contador Público de acuerdo con lo establecido en la Ley 43 de 1990. Es personal e intransferible.

Agradecemos a quien encuentre esta tarjeta comunicarse al PBX: (57)(1) 6444450 o devolverla a la UAE - Junta Central de Contadores a la Calle 98 No. 9 A - 21 Bogotá D.C.

Hebert Mora Sanchez

FIRMA





EMPRESA DE OBRAS SANITARIAS DE CALDAS - EMPOCALDAS S.A.

ACTUALIZACION

INFORME RECIBO DE ALMACEN

IRA

Documento No. **M0011872**

Fecha: **20201204**

Proveedor **INTERNACIONAL DE ELECTRICOS SAS**
809002625

Seccional

Elaborado por **GINA TATIANA OROZCO**

SISTEMA FORTUNER DSI S.A www.dsi.com.co Tel. 8078113

ITEM	CODIGO	DESCRIPCION	U. MEDIDA	CANTIDAD	VR. UNITARIO	VR. TOTAL
1	5511190003404	TOMACORRIENTE	UNIDA	4.0	24664.000	117400.600
2	1165590002754	ARRANCADOR	UNIDA	1.0	1099000.000	1307810.000
3	1165590006715	ARRANCADOR DIRECTO DE 4 a 6 amp	UNIDA	1.0	310000.000	368900.000
4	5511114014786	REFLECTOR LED 200 WT	UNIDA	3.0	171818.000	613390.000
5	5511190004203	ESTABILIZADOR	UNIDA	2.0	160380.000	381704.400

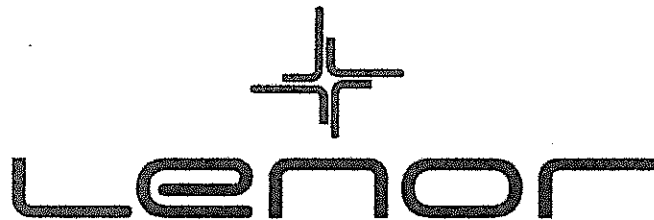
TOTAL DOCUMENTO \ 2,789,205

OBSERVACIONES:

ACTNo017/20 1 Y FINAL, CDP 829/20, RP911/20, FACTFE05-30511381, PROVE INTER ELECTRICOS SUMINISTROS ELECTRICOS PARA SUPLIR EMERGENCIA PLANTA MARQUETALIA, F-GF-33 CERTIFICADO ADJUNTO

Santiago López Díaz
JEFE SUMINISTROS

[Signature]
DUEÑO DEL PROCESO



CERTIFICADO DE CONFORMIDAD
Nº. CS-LCO-11306-2019

LENOR COLOMBIA S.A.S
CERTIFICA

IDENTIFICACION DEL PRODUCTO

<u>PRODUCTO (*)</u>	<u>Descripción</u>
Luminarias uso interior	Ver Anexo No. 1
Luminarias uso exterior y alumbrado público	Ver Anexo No. 2
Luminarias decorativas	Ver Anexo No. 3
Bombillas LED	Ver Anexo No. 4
Tubos LED	Ver Anexo No. 5

Titular del Certificado

NINGBO YOURLITE IMP & EXP CO LTD

F/12,4# Building, No.999, Yangfan Road, Ningbo, Zhejiang, The People's Republic of China

IMPORTADOR

TAX ID: 91330201734256515F

El producto identificado ha sido evaluado por LENOR COLOMBIA S.A.S y se encontró Conforme con los requisitos del siguiente referente normativo:

República de Colombia. Resolución 180540 de 2010, Marzo 30 de 2010. ANEXO GENERAL REGLAMENTO TÉCNICO DE ILUMINACIÓN Y ALUMBRADO PÚBLICO (RETILAP) y sus modificaciones con la Resolución 181568 del 1 de septiembre de 2010, Resolución 182544 del 29 de diciembre de 2010, Resolución 180173 del 14 de febrero de 2011, Resolución 9872 del 28 de diciembre de 2012, Resolución 90980 del 15 de noviembre de 2013. Resolución 40122 del 8 de febrero de 2016.

Secciones 360

Esquema de Certificación Nº 5 - ISO/IEC 17067: 2013

(*) Todas las Características e Identificación del Producto cubierto por el presente Certificado de Conformidad se encuentran detalladas en los documentos Anexos que hacen parte de este Certificado: ANEXO No. 1 que consta de catorce (14) páginas, ANEXO No. 2 que consta de diez (10) páginas, ANEXO No. 3 que consta de una (1) página, ANEXO No. 4 que consta de cinco (5) páginas y ANEXO No. 5 que consta de una (1) página.

Fecha de Emisión: 18 de Marzo de 2020

Fecha próximo seguimiento: 17 de Marzo de 2021 **

Vigencia: Dos (2) años a partir de la fecha de Emisión del Certificado sujeto a Seguirimientos Periódicos.


**Los seguirimientos deberán iniciarse mínimo con tres meses de anticipación a la fecha indicada

Director de Certificación

LEONARDO MARIÑO ANGARITA
Firmado digitalmente por LEONARDO MARIÑO ANGARITA
Fecha: 2020.03.18 18:54:30 -05'00'



ISO/IEC 17065-2012
11-CPR-005




ANEXO No. 1
Certificado de Conformidad N°. CS-LCO-11306-2019
LUMINARIAS USO INTERIOR

ÍTEM	DESCRIPCIÓN	REFERENCIA	FAMILIA
1	DOWNLIGHT/AL506 LED 85-265V/100-240V/120V 3W/4W/5W/6W/7W/8W/9W/10W/11W/12W/13W/14W/15W/16W/17W/18W/19W/20W/21W/22W/24W/ 25W/27W/28W/30W/35W/40W 2700-7000K ALU/IRON/METAL	AL506	luminaria uso interior
2	DOWNLIGHT/AL507 LED 85-265V/100-240V/120V 3W/4W/5W/6W/7W/8W/9W/10W/11W/12W/13W/14W/15W/16W/17W/18W/19W/20W/21W/22W/24W/ 25W/27W/28W/30W/35W/36W/38W/40W/45W/46W/48W 2700-7000K ALU/IRON/METAL	AL507	luminaria uso interior
3	DOWNLIGHT/AL508 LED 85-265V/100-240V/120V 3W/4W/5W/6W/7W/8W/9W/10W/11W/12W/13W/14W/15W/16W/17W/18W/19W/20W/21W/22W/24W/ 25W/27W/28W/30W/35W/36W/38W/40W/45W/46W/48W 2700-7000K ALU/IRON/METAL	AL508	luminaria uso interior
4	DOWNLIGHT/AL509 LED 85-265V/100-240V/120V 3W/4W/5W/6W/7W/8W/9W/10W/11W/12W/13W/14W/15W/16W/17W/18W/19W/20W/21W/22W/24W/ 25W/27W/28W/30W/35W/36W/38W/40W/45W/46W/48W 2700-7000K ALU/IRON/METAL	AL509	luminaria uso interior
5	DOWNLIGHT/AL510 LED 85-265V/100-240V/120V 3W/4W/5W/6W/7W/8W/9W/10W/11W/12W/13W/14W/15W/16W/17W/18W/19W/20W/21W/22W/24W/ 25W/27W/28W/30W/35W/36W/38W/40W/45W/46W/48W 2700-7000K ALU/IRON/METAL	AL510	luminaria uso interior
6	DOWNLIGHT/AL511 LED 85-265V/100-240V/120V 3W/4W/5W/6W/7W/8W/9W/10W/11W/12W/13W/14W/15W/16W/17W/18W/19W/20W/21W/22W/24W/ 25W/27W/28W/30W/32W/35W/36W/40W/45W/46W/48W 2700-7000K ALU/IRON/METAL/Plastics	AL511	luminaria uso interior
7	DOWNLIGHT/AL512 LED 85-265V/100-240V/120V 3W/5W/6W/7W/8W/9W/10W/11W/12W/13W/15W/16W/17W/18W/20W/21W/22W/24W/25W/27W/30 W/35W/40W 2700-7000K Dimmable	AL512	luminaria uso interior
8	DOWNLIGHT/AL513 LED 85-265V/100-240V/120V 3W/4W/5W/6W/7W/8W/9W/10W/11W/12W/13W/14W/15W/16W/17W/18W/19W/20W/21W/22W/24W/ 25W/27W/28W/30W/32W/35W/36W/40W/45W/46W/48W 2700-7000K ALU/IRON/METAL/Plastics	AL513	luminaria uso interior
9	DOWNLIGHT/AL514 LED 85-265V/100-240V/120V 3W/4W/5W/6W/7W/8W/9W/10W/11W/12W/13W/14W/15W/16W/17W/18W/19W/20W/21W/22W/24W/ 25W/27W/28W/30W/32W/35W/36W/40W/45W/46W/48W 2700-7000K ALU/IRON/METAL/Plastics	AL514	luminaria uso interior
10	DOWNLIGHT/AL534 CAB/L LED 85-265V/100-240V/120V 3W/4W/5W/6W/8W/9W/10W/12W/13W/14W/15W/16W/17W/18W/20W/22W/24W/25W/28W/30W/32 W/36W/40W/42W/45W/46W/48W/50W/55W/60W/72W 2700-6500K/Blue/Green/Red/Pink ALU./Plastic	AL534	luminaria uso interior
11	DOWNLIGHT/AL541 CAB/L LED 85-265V/100-240V/120V 3W/4W/5W/6W/8W/9W/10W/12W/13W/14W/15W/16W/17W/18W/20W/22W/24W/25W/28W/30W/32 W/36W/40W/42W/45W/46W/48W/50W/55W/60W/72W 2700-6500K/Blue/Green/Red/Pink ALU./Plastic	AL541	luminaria uso interior
12	DOWNLIGHT/AL1001 LED 85-265V/100-240V/120V 3W/4W/5W/6W/7W/8W/9W/10W/11W/12W/13W/14W/15W/16W/17W/18W/19W/20W/21W/22W/24W/ 25W/27W/28W/30W/35W/36W/40W/45W/46W/48W 2700-7000K ALU/IRON/METAL/Plastics	AL1001	luminaria uso interior
13	DOWNLIGHT/AL1002 LED 85-265V/100-240V/120V 3W/4W/5W/6W/7W/8W/9W/10W/11W/12W/13W/14W/15W/16W/17W/18W/19W/20W/21W/22W/24W/ 25W/27W/28W/30W/35W/36W/40W/45W/46W/48W 2700-7000K ALU/IRON/METAL/Plastics	AL1002	luminaria uso interior
14	DOWNLIGHT/AL1003 LED 85-265V/100-240V/120V 3W/4W/5W/6W/7W/8W/9W/10W/11W/12W/13W/14W/15W/16W/17W/18W/19W/20W/21W/22W/24W/ 25W/27W/28W/30W/35W/36W/40W/45W/46W/48W 2700-7000K ALU/IRON/METAL/Plastics	AL1003	luminaria uso interior
15	DOWNLIGHT/AL1004 LED 85-265V/100-240V/120V 3W/4W/5W/6W/7W/8W/9W/10W/11W/12W/13W/14W/15W/16W/17W/18W/19W/20W/21W/22W/24W/ 25W/27W/28W/30W/35W/36W/40W/45W/46W/48W 2700-7000K ALU/IRON/METAL/Plastics	AL1004	luminaria uso interior
16	DOWNLIGHT/AL1005 LED 85-265V/100-240V/120V 3W/4W/5W/6W/7W/8W/9W/10W/11W/12W/13W/14W/15W/16W/17W/18W/19W/20W/21W/22W/24W/ 25W/27W/28W/30W/32W/35W/36W/38W/40W/45W/46W/48W 2700-7000K ALU/IRON/METAL/Plastics	AL1005	luminaria uso interior
17	DOWNLIGHT/AL1006 LED 85-265V/100-240V/120V 3W/4W/5W/6W/7W/8W/9W/10W/11W/12W/13W/14W/15W/16W/17W/18W/19W/20W/21W/22W/24W/	AL1006	luminaria uso interior



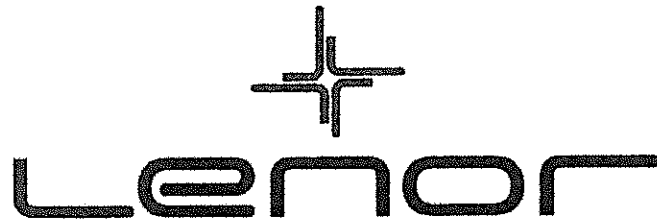
ISO/IEC 17065-2012
11-CPR-005



ANEXO No. 1					
Certificado de Conformidad N.º. CS-LCO-11306-2019					
LUMINARIAS USO INTERIOR					
ÍTEM	DESCRIPCIÓN			REFERENCIA	FAMILIA
	25W/27W/28W/30W/32W/35W/36W/38W/40W/45W/46W/48W 2700-7000K ALU/IRON/METAL/Plastics				
18	DOWNLIGHT/AL1007 LED 85-265V/100-240V/120V 3W/4W/5W/6W/7W/8W/9W/10W/11W/12W/13W/14W/15W/16W/17W/18W/19W/20W/21W/22W/24W/ 25W/27W/28W/30W/32W/35W/36W/38W/40W/45W/46W/48W 2700-7000K ALU/IRON/METAL/Plastics			AL1007	luminaria uso interior
19	DOWNLIGHT/AL1008 LED 85-265V/100-240V/120V 3W/4W/5W/6W/7W/8W/9W/10W/11W/12W/13W/14W/15W/16W/17W/18W/19W/20W/21W/22W/24W/ 25W/27W/28W/30W/32W/35W/36W/38W/40W/45W/46W/48W 2700-7000K ALU/IRON/METAL/Plastics			AL1008	luminaria uso interior
20	DOWNLIGHT/AL2003 LED 85-265V/100-240V/120V 3W/4W/5W/6W/7W/8W/9W/10W/11W/12W/13W/14W/15W/16W/17W/18W/19W/20W/21W/22W/24W/ 25W/27W/28W/30W/32W/35W/36W/38W/40W/45W/46W/48W 2700-7000K ALU/IRON/METAL/Plastics			AL2003	luminaria uso interior
21	PANEL/LN600 LED 85-265V/100-240V/120V 3W/4W/5W/6W/7W/8W/9W/10W/11W/12W/13W/14W/15W/16W/17W/18W/19W/20W/21W/22W/24W/ 25W/27W/28W/30W/32W/35W/36W/38W/40W/45W/46W/48W 2700-7000K ALU/IRON/METAL/Plastics			LN600	luminaria uso interior
22	PANEL/LN602 LED 85-265V/100-240V/120V 3W/4W/5W/6W/7W/8W/9W/10W/11W/12W/13W/15W/16W/17W/18W/20W/21W/22W/24W/25W/27W/ 30W/35W/40W 2700-7000K ALU/IRON/METAL			LN602	luminaria uso interior
23	PANEL/LN603 LED 85-265V/100-240V/120V 3W/4W/5W/6W/7W/8W/9W/10W/11W/12W/13W/15W/16W/17W/18W/20W/21W/22W/24W/25W/27W/ 30W/35W/40W 2700-7000K ALU/IRON/METAL			LN603	luminaria uso interior
24	PANEL/LN604 LED 85-265V/100-240V/120V 3W/4W/5W/6W/7W/8W/9W/10W/11W/12W/13W/15W/16W/17W/18W/20W/21W/22W/24W/25W/27W/ 30W/35W/40W 2700-7000K ALU/IRON/METAL			LN604	luminaria uso interior
25	PANEL/LN605 LED 85-265V/100-240V/120V 3W/4W/5W/6W/7W/8W/9W/10W/11W/12W/13W/15W/16W/17W/18W/20W/21W/22W/24W/25W/27W/ 30W/35W/40W 2700-7000K ALU/IRON/METAL/Plastics			LN605	luminaria uso interior
26	PANEL/LN606 LED 85-265V/100-240V/120V 3W/4W/5W/6W/7W/8W/9W/10W/11W/12W/13W/15W/16W/17W/18W/20W/21W/22W/24W/25W/27W/ 30W/35W/40W 2700-7000K ALU/IRON/METAL/Plastics			LN606	luminaria uso interior
27	PANEL/LN926 LED 85-265V/100-240V/120V 3W/4W/5W/6W/7W/8W/9W/10W/11W/12W/13W/14W/15W/16W/17W/18W/20W/22W/24W/25W/28W/ 30W/35W/40W/45W/50W/60W 2700-7000K /RGB/Dimmer ALU/IRON/METAL/Plastics			LN926	luminaria uso interior
28	PANEL/LN927 LED 85-265V/100-240V/120V 3W/4W/5W/6W/7W/8W/9W/10W/11W/12W/13W/14W/15W/16W/17W/18W/20W/22W/24W/25W/28W/ 30W/35W/36W/38W/40W/45W/46W/48W/50W/60W 2700-7000K /RGB/Dimmer ALU/IRON/METAL/Plastics			LN927	luminaria uso interior
29	PANEL/LN928 LED 85-265V/100-240V/120V 3W/4W/5W/6W/7W/8W/9W/10W/11W/12W/13W/14W/15W/16W/17W/18W/20W/22W/24W/25W/28W/ 30W/35W/36W/38W/40W/45W/46W/48W/50W/60W 2700-7000K /RGB/Dimmer ALU/IRON/METAL/Plastics			LN928	luminaria uso interior
30	PANEL/LN929 LED 85-265V/100-240V/120V 3W/4W/5W/6W/7W/8W/9W/10W/11W/12W/13W/14W/15W/16W/17W/18W/20W/22W/24W/25W/28W/ 30W/35W/36W/38W/40W/45W/46W/48W/50W/60W 2700-7000K /RGB/Dimmer ALU/IRON/METAL/Plastics			LN929	luminaria uso interior
31	PANEL/LN930 LED 85-265V/100-240V/120V 3W/4W/5W/6W/7W/8W/9W/10W/11W/12W/13W/14W/15W/16W/17W/18W/20W/22W/24W/25W/28W/ 30W/35W/36W/38W/40W/45W/46W/48W/50W/60W 2700-7000K /RGB/Dimmer ALU/IRON/METAL/Plastics			LN930	luminaria uso interior
32	PANEL/AL1003 LED 85-265V/100-240V/120V 3W/4W/5W/6W/7W/8W/9W/10W/11W/12W/13W/14W/15W/16W/17W/18W/20W/22W/24W/25W/28W/ 30W/35W/36W/38W/40W/45W/46W/48W/50W/60W/2700-7000K /RGB/Dimmer ALU/IRON/METAL/Plastics			AL2103	luminaria uso interior




ISO/IEC 17065-2012
11-CPR-005



ANEXO No. 1				
Certificado de Conformidad N°. CS-LCO-11306-2019				
LUMINARIAS USO INTERIOR				
ÍTEM	DESCRIPCIÓN	REFERENCIA	FAMILIA	
33	PANEL/AL1004 LED 85-265V/100-240V/120V 3W/4W/5W/6W/7W/8W/9W/10W/11W/12W/13W/14W/15W/16W/17W/18W/20W/22W/24W/25W/28W/ 30W/35W/36W/38W/40W/45W/46W/48W/50W/60W/70W/7000K /RGB/Dimmer ALU/IRON/METAL/Plastics	AL2004	luminaria uso interior	
34	PANEL/LN607 LED 85-265V/100-240V/120V 12W/14W/15W/18W/20W/24W/25W/28W/30W/32W/35W/36W/38W/40W/41W/42W/45W/46W/48W/ 50W/54W/55W/58W/60W/62W/65W/72W 2700-7000K ALU/METAL /Plastics	LN607	luminaria uso interior	
35	PANEL/LN608 LED 85-265V/100-240V/120V 12W/14W/15W/18W/20W/24W/25W/28W/30W/32W/35W/36W/38W/40W/41W/42W/45W/46W/48W/ 50W/54W/55W/58W/60W/62W/65W/72W 2700-7000K ALU/METAL /Plastics	LN608	luminaria uso interior	
36	PANEL/LN609 LED 85-265V/100-240V/120V 12W/14W/15W/18W/20W/24W/25W/28W/30W/32W/35W/36W/38W/40W/41W/42W/45W/46W/48W/ 50W/54W/55W/58W/60W/62W/65W/72W 2700-7000K ALU/METAL /Plastics	LN609	luminaria uso interior	
37	PANEL/LN610 LED 85-265V/100-240V/120V 12W/14W/15W/18W/20W/24W/25W/28W/30W/32W/35W/36W/38W/40W/41W/42W/45W/46W/48W/ 50W/54W/55W/58W/60W/62W/65W/72W 2700-7000K ALU/METAL /Plastics	LN610	luminaria uso interior	
38	PANEL/LN611 LED 85-265V/100-240V/120V 12W/14W/15W/18W/20W/24W/25W/28W/30W/32W/35W/36W/38W/40W/41W/42W/45W/46W/48W/ 50W/54W/55W/58W/60W/62W/65W/72W 2700-7000K ALU/METAL /Plastics	LN611	luminaria uso interior	
39	PANEL/LN612 LED 85-265V/100-240V/120V 12W/14W/15W/18W/20W/24W/25W/28W/30W/32W/35W/36W/38W/40W/41W/42W/45W/46W/48W/ 50W/54W/55W/58W/60W/62W/65W/72W 2700-7000K ALU/METAL /Plastics	LN612	luminaria uso interior	
40	PANEL/LN613 LED 85-265V/100-240V/120V 12W/14W/15W/18W/20W/24W/25W/28W/30W/32W/35W/36W/38W/40W/41W/42W/45W/46W/48W/ 50W/54W/55W/58W/60W/62W/65W/72W 2700-7000K ALU/METAL /Plastics	LN613	luminaria uso interior	
41	PANEL/LN910 LED 85-265V/100-240V/120V 12W/14W/15W/18W/20W/24W/25W/28W/30W/32W/35W/36W/38W/40W/41W/42W/45W/46W/48W/ 50W/54W/55W/58W/60W/62W/65W/72W 2700-7000K ALU/METAL /Plastics	LN910	luminaria uso interior	
42	PANEL/LN911 LED 85-265V/100-240V/120V 12W/14W/15W/18W/20W/24W/25W/28W/30W/32W/35W/36W/38W/40W/41W/42W/45W/46W/48W/ 50W/54W/55W/58W/60W/62W/65W/72W 2700-7000K ALU/METAL /Plastics	LN911	luminaria uso interior	
43	PANEL/LN912 LED 85-265V/100-240V/120V 12W/14W/15W/18W/20W/24W/25W/28W/30W/32W/35W/36W/38W/40W/41W/42W/45W/46W/48W/ 50W/54W/55W/58W/60W/62W/65W/72W 2700-7000K ALU/METAL /Plastics	LN912	luminaria uso interior	
44	PANEL/LN913 LED 85-265V/100-240V/120V 12W/14W/15W/18W/20W/24W/25W/28W/30W/32W/35W/36W/38W/40W/41W/42W/45W/46W/48W/ 50W/54W/55W/58W/60W/62W/65W/72W 2700-7000K ALU/METAL /Plastics	LN913	luminaria uso interior	
45	PANEL/LN914 LED 85-265V/100-240V/120V 12W/14W/15W/18W/20W/24W/25W/28W/30W/32W/35W/36W/38W/40W/41W/42W/45W/46W/48W/ 50W/54W/55W/58W/60W/62W/65W/72W 2700-7000K ALU/METAL /Plastics	LN914	luminaria uso interior	
46	PANEL/LN915 LED 85-265V/100-240V/120V 12W/14W/15W/18W/20W/24W/25W/28W/30W/32W/35W/36W/38W/40W/41W/42W/45W/46W/48W/ 50W/54W/55W/58W/60W/62W/65W/72W 2700-7000K ALU/METAL /Plastics	LN915	luminaria uso interior	
47	PANEL/LN916 LED 85-265V/100-240V/120V 12W/14W/15W/18W/20W/24W/25W/28W/30W/32W/35W/36W/38W/40W/41W/42W/45W/46W/48W/ 50W/54W/55W/58W/60W/62W/65W/72W 2700-7000K ALU/METAL /Plastics	LN916	luminaria uso interior	
48	PANEL/LN917 LED 85-265V/100-240V/120V 12W/14W/15W/18W/20W/24W/25W/28W/30W/32W/35W/36W/38W/40W/41W/42W/45W/46W/48W/ 50W/54W/55W/58W/60W/62W/65W/72W 2700-7000K ALU/METAL /Plastics	LN917	luminaria uso interior	
49	PANEL/LN918 LED 85-265V/100-240V/120V 12W/14W/15W/18W/20W/24W/25W/28W/30W/32W/35W/36W/38W/40W/41W/42W/45W/46W/48W/ 50W/54W/55W/58W/60W/62W/65W/72W 2700-7000K ALU/METAL /Plastics	LN918	luminaria uso interior	
50	PANEL/LN919 LED 85-265V/100-240V/120V 12W/14W/15W/18W/20W/24W/25W/28W/30W/32W/35W/36W/38W/40W/41W/42W/45W/46W/48W/ 50W/54W/55W/58W/60W/62W/65W/72W 2700-7000K ALU/METAL /Plastics	LN919	luminaria uso interior	



ISO/IEC 17065-2012
11-CPR-005

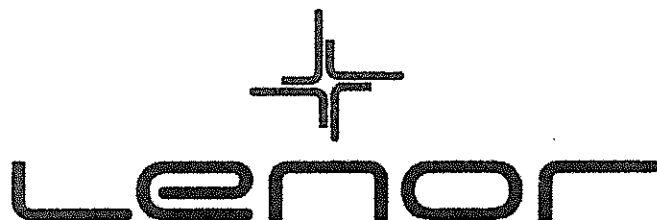


ANEXO No. 1
Certificado de Conformidad No. CS-LCO-11306-2019
LUMINARIAS USO INTERIOR

ÍTEM	DESCRIPCIÓN	REFERENCIA	FAMILIA
51	PANEL/LN920 LED 85-265V/100-240V/120V 12W/14W/15W/18W/20W/24W/25W/28W/30W/32W/35W/36W/38W/40W/41W/42W/45W/46W/48W /50W/54W/55W/58W/60W/62W/65W/72W 2700-7000K ALU/METAL /Plastics	LN920	luminaria uso interior
52	PANEL/LN921 LED 85-265V/100-240V/120V 12W/14W/15W/18W/20W/24W/25W/28W/30W/32W/35W/36W/38W/40W/41W/42W/45W/46W/48W /50W/54W/55W/58W/60W/62W/65W/72W 2700-7000K ALU/METAL /Plastics	LN921	luminaria uso interior
53	DOWNLIGHT/LN801 LED 85-265V/100-240V/120V 3W/4W/5W/6W/7W/8W/9W/10W/11W/12W/13W/14W/15W/16W/17W/18W/20W/21W/22W/24W/25W/ 28W/30W/35W/36W/40W/45W/48W/50W/60W 2700-7000K /RGB/Dimmer ALU/METAL	LN801	luminaria uso interior
54	SPOT LIGHTS/LN811 LED 85-265V/100-240V/120V 3W/4W/5W/6W/7W/8W/9W/10W/11W/12W/13W/14W/15W/16W/17W/18W/20W/21W/22W/24W/25W/ 28W/30W/35W/36W/40W/45W/48W/50W/60W 2700-7000K /RGB/Dimmer ALU/METAL	LN811	luminaria decorativa
55	SPOT LIGHTS/LN817 LED 85-265V/100-240V/120V 3W/4W/5W/6W/7W/8W/9W/10W/11W/12W/13W/14W/15W/16W/17W/18W/20W/21W/22W/24W/25W/ 28W/30W/35W/36W/40W/45W/48W/50W/60W 2700-7000K /RGB/Dimmer ALU/METAL	LN817	luminaria decorativa
56	SPOT LIGHTS/LN821 LED 85-265V/100-240V/120V 3W/4W/5W/6W/7W/8W/9W/10W/11W/12W/13W/14W/15W/16W/17W/18W/20W/21W/22W/24W/25W/ 28W/30W/35W/36W/40W/45W/48W/50W/60W 2700-7000K /RGB/Dimmer ALU/METAL	LN821	luminaria decorativa
57	SPOT LIGHTS/LN827 LED 85-265V/100-240V/120V 3W/4W/5W/6W/7W/8W/9W/10W/11W/12W/13W/14W/15W/16W/17W/18W/20W/21W/22W/24W/25W/ 28W/30W/35W/36W/40W/45W/48W/50W/60W 2700-7000K /RGB/Dimmer ALU/METAL	LN827	luminaria decorativa
58	SPOT LIGHTS/LN828 LED 85-265V/100-240V/120V 3W/4W/5W/6W/7W/8W/9W/10W/11W/12W/13W/14W/15W/16W/17W/18W/20W/21W/22W/24W/25W/ 28W/30W/35W/36W/40W/45W/48W/50W/60W 2700-7000K /RGB/Dimmer ALU/METAL	LN828	luminaria decorativa
59	FIXTURE/ DL22 LED 85-265V/100-240V/120V 1W/2W/3W/4W/5W/6W/7W/8W/9W/10W/12W/15W 2500K-7000K ALU/Metal/Plastics IP20	DL22	luminaria uso interior
60	DOWNLIGHT/DL23 LED 85-265V/100-240V/120V 1W/2W/3W/4W/5W/6W/7W/8W/9W/10W/12W/15W 2500K-7000K ALU/Metal/Plastics IP20	DL23	luminaria uso interior
61	DOWNLIGHT/DL24 LED 85-265V/100-240V/120V 1W/2W/3W/4W/5W/6W/7W/8W/9W/10W/12W/15W 2500K-7000K ALU/Metal/Plastics IP20	DL24	luminaria uso interior
62	DOWNLIGHT/DL25 LED 85-265V/100-240V/120V 1W/2W/3W/4W/5W/6W/7W/8W/9W/10W/12W/15W 2500K-7000K ALU/Metal/Plastics IP20	DL25	luminaria uso interior
63	DOWNLIGHT/DL26 LED 85-265V/100-240V/120V 1W/2W/3W/4W/5W/6W/7W/8W/9W/10W/12W/15W 2500K-7000K ALU/Metal/Plastics IP20	DL26	luminaria uso interior
64	DOWNLIGHT/DL27 LED 85-265V/100-240V/120V 1W/2W/3W/4W/5W/6W/7W/8W/9W/10W/12W/15W 2500K-7000K ALU/Metal/Plastics IP20	DL27	luminaria uso interior
65	DOWNLIGHT/DL28 LED 85-265V/100-240V/120V 1W/2W/3W/4W/5W/6W/7W/8W/9W/10W/12W/15W 2500K-7000K ALU/Metal/Plastics IP20	DL28	luminaria uso interior
66	DOWNLIGHT/DL38 LED 85-265V/100-240V/120V 1W/2W/3W/4W/5W/6W/7W/8W/9W/10W/12W/15W 2500K-7000K ALU/Metal/Plastics IP20	DL38	luminaria uso interior
67	DOWNLIGHT/DL29 LED 85-265V/100-240V/120V 1W/2W/3W/4W/5W/6W/7W/8W/9W/10W/12W/15W 2500K-7000K ALU/Metal/Plastics IP20	DL29	luminaria uso interior
68	DOWNLIGHT/DL30 LED 85-265V/100-240V/120V 1W/2W/3W/4W/5W/6W/7W/8W/9W/10W/12W/15W 2500K-7000K ALU/Metal/Plastics IP20	DL30	luminaria uso interior
69	DOWNLIGHT/DL31 LED 85-265V/100-240V/120V 1W/2W/3W/4W/5W/6W/7W/8W/9W/10W/12W/15W 2500K-7000K ALU/Metal/Plastics IP20	DL31	luminaria uso interior
70	DOWNLIGHT/DL32 LED 85-265V/100-240V/120V 1W/2W/3W/4W/5W/6W/7W/8W/9W/10W/12W/15W 2500K-7000K ALU/Metal/Plastics IP20	DL32	luminaria uso interior
71	DOWNLIGHT/DL33 LED 85-265V/100-240V/120V 1W/2W/3W/4W/5W/6W/7W/8W/9W/10W/12W/15W 2500K-7000K ALU/Metal/Plastics IP20	DL33	luminaria uso interior
72	DOWNLIGHT/DL34 LED 85-265V/100-240V/120V 1W/2W/3W/4W/5W/6W/7W/8W/9W/10W/12W/15W 2500K-7000K ALU/Metal/Plastics IP20	DL34	luminaria uso interior
73	DOWNLIGHT/DL35 LED 85-265V/100-240V/120V 1W/2W/3W/4W/5W/6W/7W/8W/9W/10W/12W/15W 2500K-7000K ALU/Metal/Plastics IP20	DL35	luminaria uso interior
74	DOWNLIGHT/DL36 LED 85-265V/100-240V/120V 1W/2W/3W/4W/5W/6W/7W/8W/9W/10W/12W/15W 2500K-7000K ALU/Metal/Plastics IP20	DL36	luminaria uso interior



ISO/IEC 17065-2012
11-CPR-005



ANEXO No. 1
Certificado de Conformidad N.º. CS-LCO-11306-2019
LUMINARIAS USO INTERIOR

ÍTEM	DESCRIPCIÓN	REFERENCIA	FAMILIA
75	DOWNLIGHT/DL37 LED 85-265V/100-240V/120V 1W/2W/3W/4W/5W/6W/7W/8W/9W/10W/12W/15W 2500K-7000K ALU/Metal/Plastic IP20	DL37	luminaria uso interior
76	DOWNLIGHT/DL38 LED 85-265V/100-240V/120V 1W/2W/3W/4W/5W/6W/7W/8W/9W/10W/12W/15W 2500K-7000K ALU/Metal/Plastic IP20	DL39	luminaria uso interior
77	D/L LED DOWNLIGHT/DL162 MR16/MRG Max6W/10W/20W/30W/40W/50W 12V/ 120V G5.3/GU10	DL162	luminaria uso interior
78	D/L LED DOWNLIGHT/DL3402 R16/MRG Max6W/10W/20W/30W/40W/50W 12V/ 120V G5.3/GU10	DL3402	luminaria uso interior
79	D/L LED DOWNLIGHT/DL3405 MR16/MRG Max6W/10W/20W/30W/40W/50W 12V/ 120V G5.3/GU10	DL3405	luminaria uso interior
80	CM/L LED DOWNLIGHT/DL5101 MR16/MRG Max6W/10W/20W/30W/40W/50W 12V/120V GU10 METAL	DL5101	luminaria uso interior
81	CM/L LED DOWNLIGHT/DL5102 MR16/MRG Max 2x(6W/10W/20W/30W/40W/50W) 12V/120V GU10 METAL	DL5102	luminaria uso interior
82	CM/L LED DOWNLIGHT/DL5103 MR16/MRG Max 3x(6W/10W/20W/30W/40W/50W) 12V/120V GU10 METAL	DL5103	luminaria uso interior
83	CM/L LED DOWNLIGHT/DL5201-AR111 MAR111 Max 10W/20W/30W/40W/50W 12V G53 METAL	DL5201-AR111	luminaria uso interior
84	CM/L LED DOWNLIGHT/DL5202-AR111 MAR111 Max 2X (10W/20W/30W/40W/50W) 12V G53 METAL	DL5202-AR111	luminaria uso interior
85	CM/L LED DOWNLIGHT/DL5203-AR111 MAR111 Max 3X (10W/20W/30W/40W/50W) 12V G53 METAL	DL5203-AR111	luminaria uso interior
86	CM/L LED DOWNLIGHT/DL5204-AR111 MAR111 Max 4X (10W/20W/30W/40W/50W) 12V G53 METAL	DL5204-AR111	luminaria uso interior
87	CM/L LED DOWNLIGHT/DL5201 MR16/MRG Max 10W/20W/30W/40W/50W 12V/120V GU10 METAL	DL5201	luminaria uso interior
88	CM/L LED DOWNLIGHT/DL5202 MR16/MRG Max 2X (10W/20W/30W/40W/50W) 12V/120V GU10 METAL	DL5202	luminaria uso interior
89	CM/L LED DOWNLIGHT/DL5203 MR16/MRG Max 3X (10W/20W/30W/40W/50W) 12V/120V GU10 METAL	DL5203	luminaria uso interior
90	CM/L LED DOWNLIGHT/DL5204 MR16/MRG Max 4X (10W/20W/30W/40W/50W) 12V/120V GU10 METAL	DL5204	luminaria uso interior
91	CM/L LED DOWNLIGHT/DL5201-P PAR30 Max 10W/20W/30W/40W/50W /70W 120V/60HZ/220V/60HZ E27, METAL	DL5201-P	luminaria uso interior
92	CM/L LED DOWNLIGHT/DL5202-P PAR30 Max 2x(10W/20W/30W/40W/50W /70W) 120V/60HZ/220V/60HZ E27, METAL	DL5202-P	luminaria uso interior
93	CM/L LED DOWNLIGHT/DL5203-P PAR30 Max 3x(10W/20W/30W/40W/50W /70W) 120V/60HZ/220V/60HZ E27, METAL	DL5203-P	luminaria uso interior
94	CM/L LED DOWNLIGHT/DL5204-P PAR30 Max 4x(10W/20W/30W/40W/50W /70W) 120V/60HZ/220V/60HZ E27, METAL	DL5204-P	luminaria uso interior
95	CAB/L LED FIXTURE/CAB5 T8/18W/36W 2X(9W/18W/36W) T5/2X(28W/54W) 100- 240V/120V/60HZ/2700K-6700K G13/G5	CAB5	luminaria uso interior
96	CAB/L LED FIXTURE/CAB531 85-265V/100-240V/120V 3W/4W/5W/6W/8W/9W/10W/12W/13W/14W/15W/16W/17W/18W/20W/22W/24W/25W/30W/36W/40 W/42W/45W/50W/55W/60W/72W 2700-6500K/Blue/Green/Red/Pink/Yellow ALU./Plastic	CAB531	luminaria uso interior
97	CAB/L LED FIXTURE/CAB532 85-265V/100-240V/120V 3W/4W/5W/6W/8W/9W/10W/12W/13W/14W/15W/16W/17W/18W/20W/22W/24W/25W/30W/36W/40 W/42W/45W/50W/55W/60W/72W 2700-6500K/Blue/Green/Red/Pink/Yellow ALU./Plastic	CAB532	luminaria uso interior
98	CAB/L LED FIXTURE/CAB533 85-265V/100-240V/120V 3W/4W/5W/6W/8W/9W/10W/12W/13W/14W/15W/16W/17W/18W/20W/22W/24W/25W/30W/36W/40 W/42W/45W/50W/55W/60W/72W 2700-6500K/Blue/Green/Red/Pink/Yellow ALU./Plastic	CAB533	luminaria uso interior
99	CAB/L LED FIXTURE/CAB534 85-265V/100-240V/120V 3W/4W/5W/6W/8W/9W/10W/12W/13W/14W/15W/16W/17W/18W/20W/22W/24W/25W/30W/36W/40 W/42W/45W/50W/55W/60W/72W 2700-6500K/Blue/Green/Red/Pink/Yellow ALU./Plastic	CAB534	luminaria uso interior



ISO/IEC 17065-2012
11-CPR-005

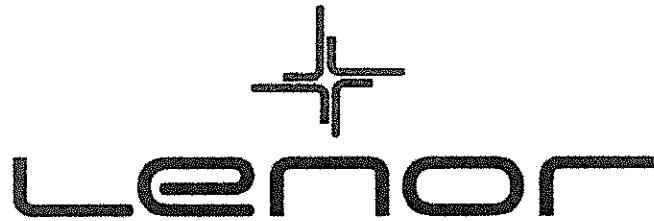


ANEXO No. 1
Certificado de Conformidad No. CS-LCO-11306-2019
LUMINARIAS USO INTERIOR

ÍTEM	DESCRIPCIÓN	REFERENCIA	FAMILIA
100	CAB/L LED FIXTURE/CAB538 85-265V/100-240V/120V 3W/4W/5W/6W/8W/9W/10W/12W/13W/14W/15W/16W/17W/18W/20W/22W/24W/25W/30W/36W/40W/42W/45W/50W/55W/60W/72W 2700-6500K/Blue/Green/Red/Pink/Yellow ALU./Plastic	CAB538	luminaria uso interior
101	CAB/L LED FIXTURE/CAB55 T8/18W/36W 2X(9W/18W/36W) T5/2X(14W/28W) 100-240V/120V/60Hz 2700K-6700K G13/G5	CAB55	luminaria uso interior
102	CAB/L LED FIXTURE/LCB010 85-265V/100-240V/120V 3W/4W/5W/6W/8W/9W/10W/12W/13W/14W/15W/16W/18W/20W/22W/24W/25W/30W/36W/40W/42W/45W/50W/55W/60W/72W 3000-6500K ALU./Plastic	LCB010	luminaria uso interior
103	LU/L LED FIXTURE/LU2047 85-265V/100-240V/120V 3W/4W/5W/6W/8W/9W/10W/12W/13W/14W/15W/16W/18W/20W/22W/24W/25W/28W/30W/32W/36W/40W/42W/45W/50W/54W/55W/60W/72W 2700-6500K IP20	LU2047	luminaria uso interior
104	LU/L LED FIXTURE/LU506 85-265V/100-240V/120V 3W/4W/5W/6W/8W/9W/10W/12W/13W/14W/15W/16W/18W/20W/22W/24W/25W/28W/30W/32W/36W/40W/42W/45W/50W/54W/55W/60W/65W/72W 2700-6500K IP20	LU506	luminaria uso interior
105	LU/L LED FIXTURE/LU507 85-265V/100-240V/120V 3W/4W/5W/6W/8W/9W/10W/12W/13W/14W/15W/16W/18W/20W/22W/24W/25W/28W/30W/32W/36W/40W/42W/45W/50W/54W/55W/60W/65W/72W 2700-6500K IP20	LU507	luminaria uso interior
106	LU/L LED FIXTURE/LU508 85-265V/100-240V/120V 3W/4W/5W/6W/8W/9W/10W/12W/13W/14W/15W/16W/18W/20W/22W/24W/25W/28W/30W/32W/36W/40W/42W/45W/50W/54W/55W/60W/65W/72W 2700-6500K IP20	LU508	luminaria uso interior
107	LU/L LED FIXTURE/LU509 85-265V/100-240V/120V 3W/4W/5W/6W/8W/9W/10W/12W/13W/14W/15W/16W/18W/20W/22W/24W/25W/28W/30W/32W/36W/40W/42W/45W/50W/54W/55W/60W/65W/72W 2700-6500K IP20	LU509	luminaria uso interior
108	LU/L LED FIXTURE/LU510 85-265V/100-240V/120V 3W/4W/5W/6W/8W/9W/10W/12W/13W/14W/15W/16W/18W/20W/22W/24W/25W/28W/30W/32W/36W/40W/42W/45W/50W/54W/55W/60W/65W/72W 2700-6500K IP20	LU510	luminaria uso interior
109	LU/L LED FIXTURE/LU2006 85-265V/100-240V/120V 3W/4W/5W/6W/8W/9W/10W/12W/13W/14W/15W/16W/18W/20W/22W/24W/25W/28W/30W/32W/36W/40W/42W/45W/50W/54W/55W/60W/65W/72W 2700-6500K IP20	LU2006	luminaria uso interior
110	LU/L LED FIXTURE/LU2016 85-265V/100-240V/120V 3W/4W/5W/6W/8W/9W/10W/12W/13W/14W/15W/16W/18W/20W/22W/24W/25W/28W/30W/32W/36W/40W/42W/45W/50W/54W/55W/60W/65W/72W 2700-6500K IP20	LU2016	luminaria uso interior
111	LU/L LED FIXTURE/LU2008 85-265V/100-240V/120V 3W/4W/5W/6W/8W/9W/10W/12W/13W/14W/15W/16W/18W/20W/22W/24W/25W/28W/30W/32W/36W/40W/42W/45W/50W/54W/55W/60W/65W/72W 2700-6500K IP20	LU2008	luminaria uso interior
112	LU/L LED FIXTURE/LU2027 85-265V/100-240V/120V 3W/4W/5W/6W/8W/9W/10W/12W/13W/14W/15W/16W/18W/20W/22W/24W/25W/28W/30W/32W/36W/40W/42W/45W/50W/54W/55W/60W/65W/72W 2700-6500K IP20	LU2027	luminaria uso interior
113	LU/L LED FIXTURE/LU2052 85-265V/100-240V/120V 3W/4W/5W/6W/8W/9W/10W/12W/13W/14W/15W/16W/18W/20W/22W/24W/25W/28W/30W/32W/36W/40W/42W/45W/50W/54W/55W/60W/65W/72W 2700-6500K IP20	LU2052	luminaria uso interior
114	LU/L LED FIXTURE/LU1022 85-265V/100-240V/120V 3W/4W/5W/6W/8W/9W/10W/12W/13W/14W/15W/16W/18W/20W/22W/24W/25W/28W/30W/32W/36W/40W/42W/45W/50W/54W/55W/60W/65W/72W 2700-6500K IP20	LU1022	luminaria uso interior
115	LU/L LED FIXTURE/LU2055 85-265V/100-240V/120V 3W/4W/5W/6W/8W/9W/10W/12W/13W/14W/15W/16W/18W/20W/22W/24W/25W/28W/30W/32W/36W/40W/42W/45W/50W/54W/55W/60W/65W/72W 2700-6500K IP20	LU2055	luminaria uso interior
116	LU/L LED FIXTURE/LU1 85-265V/100-240V/120V 3W/4W/5W/6W/8W/9W/10W/12W/13W/14W/15W/16W/18W/20W/22W/24W/25W/28W/30W/32W/36W/40W/42W/45W/50W/54W/55W/60W/65W/72W 2700-6500K IP20	LU1	luminaria uso interior
117	LU/L LED FIXTURE/LU10 85-265V/100-240V/120V 3W/4W/5W/6W/8W/9W/10W/12W/13W/14W/15W/16W/18W/20W/22W/24W/25W/28W/30W/32W/36W/40W/42W/45W/50W/54W/55W/60W/65W/72W 2700-6500K IP20	LU10	luminaria uso interior
118	LU/L LED FIXTURE/LU11 85-265V/100-240V/120V 3W/4W/5W/6W/8W/9W/10W/12W/13W/14W/15W/16W/18W/20W/22W/24W/25W/28W/30W/32W/36W/40W/42W/45W/50W/54W/55W/60W/65W/72W 2700-6500K IP20	LU11	luminaria uso interior



ISO/IEC 17065-2012
11-CPR-005




ANEXO No. 1
Certificado de Conformidad N^o. CS-LCO-11306-2019
LUMINARIAS USO INTERIOR

ÍTEM	DESCRIPCIÓN	REFERENCIA	FAMILIA
119	LU/L LED FIXTURE/LU13 85-265V/100-240V/120V 3W/4W/5W/6W/8W/9W/10W/12W/13W/14W/15W/16W/18W/20W/22W/24W/25W/28W/30W/32W/3 6W/40W/42W/45W/50W/54W/55W/60W/65W/72W 2700-6500K IP20	LU13	luminaria uso interior
120	LU/L LED FIXTURE/LU14 85-265V/100-240V/120V 3W/4W/5W/6W/8W/9W/10W/12W/13W/14W/15W/16W/18W/20W/22W/24W/25W/28W/30W/32W/3 6W/40W/42W/45W/50W/54W/55W/60W/65W/72W 2700-6500K IP20	LU14	luminaria uso interior
121	LU/L LED FIXTURE/LU32 85-265V/100-240V/120V 3W/4W/5W/6W/8W/9W/10W/12W/13W/14W/15W/16W/18W/20W/22W/24W/25W/28W/30W/32W/3 6W/40W/42W/45W/50W/54W/55W/60W/65W/72W 2700-6500K IP20	LU32	luminaria uso interior
122	LU/L LED FIXTURE/LU4 85-265V/100-240V/120V 3W/4W/5W/6W/8W/9W/10W/12W/13W/14W/15W/16W/18W/20W/22W/24W/25W/28W/30W/32W/3 6W/40W/42W/45W/50W/54W/55W/60W/65W/72W 2700-6500K IP20	LU4	luminaria uso interior
123	LU/L LED FIXTURE/LU5 85-265V/100-240V/120V 3W/4W/5W/6W/8W/9W/10W/12W/13W/14W/15W/16W/18W/20W/22W/24W/25W/28W/30W/32W/3 6W/40W/42W/45W/50W/54W/55W/60W/65W/72W 2700-6500K IP20	LU5	luminaria uso interior
124	C/L LED SPOT LIGHT/ST104 85-265V/100-240V/120V GLASS/PLASTIC/Metal/Alu/Zinc	ST104	luminaria decorativa
125	C/L LED SPOT LIGHT/ST108 85-265V/100-240V/120V GLASS/PLASTIC/Metal/Alu/Zinc	ST108	luminaria decorativa
126	C/L LED SPOT LIGHT/ST109 85-265V/100-240V/120V GLASS/PLASTIC/Metal/Alu/Zinc	ST109	luminaria decorativa
127	C/L LED SPOT LIGHT/ST110 85-265V/100-240V/120V GLASS/PLASTIC/Metal/Alu/Zinc	ST110	luminaria decorativa
128	C/L LED SPOT LIGHT/ST111 85-265V/100-240V/120V GLASS/PLASTIC/Metal/Alu/Zinc	ST111	luminaria decorativa
129	C/L LED SPOT LIGHT/ST112 85-265V/100-240V/120V GLASS/PLASTIC/Metal/Alu/Zinc	ST112	luminaria decorativa
130	C/L LED SPOT LIGHT/ST113 85-265V/100-240V/120V GLASS/PLASTIC/Metal/Alu/Zinc	ST113	luminaria decorativa
131	C/L LED SPOT LIGHT/ST204 85-265V/100-240V/120V GLASS/PLASTIC/Metal/Alu/Zinc	ST204	luminaria decorativa
132	C/L LED SPOT LIGHT/ST206 85-265V/100-240V/120V GLASS/PLASTIC/Metal/Alu/Zinc	ST206	luminaria decorativa
133	SPOT LIGHT LE-G024-2 LED G12/HID 10W/20W/30W/40W/50W/60W/70W 120V/60HZ	LE-G024-2	luminaria decorativa
134	L/N LED SPOT LIGHT/TL106 85-265V/100-240V/120V 5W/6W/7W/8W/9W/10W/12W/14W/15W/16W/18W/20W/24W/25W/30W/35W/40W/45W/50W/55W/ 60W 2700K-7000K IP20	TL106	luminaria decorativa
135	L/N LED SPOT LIGHT/TL529 85-265V/100-240V/120V 5W/6W/7W/8W/9W/10W/12W/14W/15W/16W/18W/20W/24W/25W/30W/35W/40W/45W/50W/55W/ 60W 2700K-7000K IP20	TL529	luminaria decorativa
136	L/N LED SPOT LIGHT/TL532 85-265V/100-240V/120V 5W/6W/7W/8W/9W/10W/12W/14W/15W/16W/18W/20W/24W/25W/30W/35W/40W/45W/50W/55W/ 60W 2700K-7000K IP20	TL532	luminaria decorativa
137	L/N LED SPOT LIGHT/TL534 85-265V/100-240V/120V 5W/6W/7W/8W/9W/10W/12W/14W/15W/16W/18W/20W/24W/25W/30W/35W/40W/45W/50W/55W/ 60W 2700K-7000K IP20	TL534	luminaria decorativa
138	L/N LED SPOT LIGHT/TL535 85-265V/100-240V/120V 5W/6W/7W/8W/9W/10W/12W/14W/15W/16W/18W/20W/24W/25W/30W/35W/40W/45W/50W/55W/ 60W 2700K-7000K IP20	TL535	luminaria decorativa
139	L/N LED SPOT LIGHT/TL536 85-265V/100-240V/120V 5W/6W/7W/8W/9W/10W/12W/14W/15W/16W/18W/20W/24W/25W/30W/35W/40W/45W/50W/55W/ 60W 2700K-7000K IP20	TL536	luminaria decorativa
140	L/N LED SPOT LIGHT/TL537 85-265V/100-240V/120V 5W/6W/7W/8W/9W/10W/12W/14W/15W/16W/18W/20W/24W/25W/30W/35W/40W/45W/50W/55W/ 60W 2700K-7000K IP20	TL537	luminaria decorativa



ISO/IEC 17065-2012
11-CPR-005




ANEXO No. 1
Certificado de Conformidad N^o. CS-LCO-11306-2019
LUMINARIAS USO INTERIOR

ÍTEM	DESCRIPCIÓN	REFERENCIA	FAMILIA
141	L/N LED SPOT LIGHT/TL538 85-265V/100-240V/120V 5W/6W/7W/8W/9W/10W/12W/14W/15W/16W/18W/20W/24W/25W/30W/35W/40W/45W/50W55W/ 60W 2700K-7000K IP20	TL538	luminaria decorativa
142	L/N LED SPOT LIGHT/TL539 85-265V/100-240V/120V 5W/6W/7W/8W/9W/10W/12W/14W/15W/16W/18W/20W/24W/25W/30W/35W/40W/45W/50W55W/ 60W 2700K-7000K IP20	TL539	luminaria decorativa
143	L/N LED SPOT LIGHT/TL540 85-265V/100-240V/120V 5W/6W/7W/8W/9W/10W/12W/14W/15W/16W/18W/20W/24W/25W/30W/35W/40W/45W/50W55W/ 60W 2700K-7000K IP20	TL540	luminaria decorativa
144	L/N LED SPOT LIGHT/TL541 85-265V/100-240V/120V 5W/6W/7W/8W/9W/10W/12W/14W/15W/16W/18W/20W/24W/25W/30W/35W/40W/45W/50W55W/ 60W 2700K-7000K IP20	TL541	luminaria decorativa
145	L/N LED SPOT LIGHT/TL542 85-265V/100-240V/120V 5W/6W/7W/8W/9W/10W/12W/14W/15W/16W/18W/20W/24W/25W/30W/35W/40W/45W/50W55W/ 60W 2700K-7000K IP20	TL542	luminaria decorativa
146	L/N LED SPOT LIGHT/TL2054 85-265V/100-240V/120V 5W/6W/7W/8W/9W/10W/12W/14W/15W/16W/18W/20W/24W/25W/30W/35W/40W/45W/50W55W/ 60W 2700K-7000K IP20	TL2054	luminaria decorativa
147	L/N LED SPOT LIGHT/TL2014 85-265V/100-240V/120V 5W/6W/7W/8W/9W/10W/12W/14W/15W/16W/18W/20W/24W/25W/30W/35W/40W/45W/50W55W/ 60W 2700K-7000K IP20	TL2014	luminaria decorativa
148	L/N LED SPOT LIGHT/TL2017 85-265V/100-240V/120V 5W/6W/7W/8W/9W/10W/12W/14W/15W/16W/18W/20W/24W/25W/30W/35W/40W/45W/50W55W/ 60W 2700K-7000K IP20	TL2017	luminaria decorativa
149	L/N LED SPOT LIGHT/TL2018 85-265V/100-240V/120V 5W/6W/7W/8W/9W/10W/12W/14W/15W/16W/18W/20W/24W/25W/30W/35W/40W/45W/50W55W/ 60W 2700K-7000K IP20	TL2018	luminaria decorativa
150	L/N LED SPOT LIGHT/TL2020 85-265V/100-240V/120V 5W/6W/7W/8W/9W/10W/12W/14W/15W/16W/18W/20W/24W/25W/30W/35W/40W/45W/50W55W/ 60W 2700K-7000K IP20	TL2020	luminaria decorativa
151	L/N LED SPOT LIGHT/TL2052 85-265V/100-240V/120V 5W/6W/7W/8W/9W/10W/12W/14W/15W/16W/18W/20W/24W/25W/30W/35W/40W/45W/50W55W/ 60W 2700K-7000K IP20	TL2052	luminaria decorativa
152	L/N LED SPOT LIGHT/TL2011 85-265V/100-240V/120V 5W/6W/7W/8W/9W/10W/12W/14W/15W/16W/18W/20W/24W/25W/30W/35W/40W/45W/50W55W/ 60W 2700K-7000K IP20	TL2011	luminaria decorativa
153	L/N LED SPOT LIGHT/TL2012 85-265V/100-240V/120V 5W/6W/7W/8W/9W/10W/12W/14W/15W/16W/18W/20W/24W/25W/30W/35W/40W/45W/50W55W/ 60W 2700K-7000K IP20	TL2012	luminaria decorativa
154	L/N LED SPOT LIGHT/ML506 85-265V/100-240V/120V 5W/6W/7W/8W/9W/10W/12W/14W/15W/16W/18W/20W/24W/25W/30W/35W/40W/45W/50W55W/ 60W 2700K-7000K IP20	ML506	luminaria decorativa
155	L/N LED SPOT LIGHT/ML507 85-265V/100-240V/120V 5W/6W/7W/8W/9W/10W/12W/14W/15W/16W/18W/20W/24W/25W/30W/35W/40W/45W/50W55W/ 60W 2700K-7000K IP20	ML507	luminaria decorativa
156	L/N LED SPOT LIGHT/ML508 85-265V/100-240V/120V 5W/6W/7W/8W/9W/10W/12W/14W/15W/16W/18W/20W/24W/25W/30W/35W/40W/45W/50W55W/ 60W 2700K-7000K IP20	ML508	luminaria decorativa
157	L/N LED SPOT LIGHT/ML509 85-265V/100-240V/120V 5W/6W/7W/8W/9W/10W/12W/14W/15W/16W/18W/20W/24W/25W/30W/35W/40W/45W/50W55W/ 60W 2700K-7000K IP20	ML509	luminaria decorativa
158	L/N LED SPOT LIGHT/ML510 85-265V/100-240V/120V 5W/6W/7W/8W/9W/10W/12W/14W/15W/16W/18W/20W/24W/25W/30W/35W/40W/45W/50W55W/ 60W 2700K-7000K IP20	ML510	luminaria decorativa
159	C/L LED CEILING LAMP/CE2020 85-265V/100-240V/120V GLASS/PLASTIC/Metal	CE2020	luminaria uso interior



ISO/IEC 17065-2012
11-CPR-005

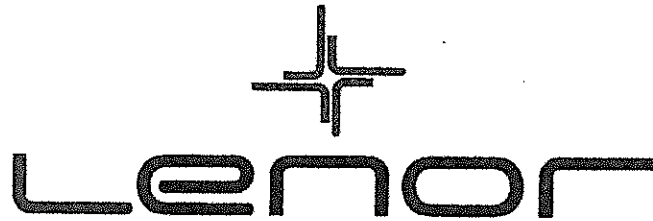


ANEXO No. 1
Certificado de Conformidad N.º. CS-LCO-11306-2019
LUMINARIAS USO INTERIOR

ÍTEM	DESCRIPCIÓN	REFERENCIA	FAMILIA
160	C/L LED CEILING LAMP/CE2003 85-265V/100-240V/120V GLASS/PLASTIC/Metal	CE2003	luminaria uso interior
161	C/L LED CEILING LAMP/CE20034 85-265V/100-240V/120V GLASS/PLASTIC/Metal	CE2004	luminaria uso interior
162	C/L LED CEILING LAMP/CE1003 85-265V/100-240V/120V GLASS/PLASTIC/Metal	CE1003	luminaria uso interior
163	C/L LED CEILING LAMP/CE10031S 85-265V/100-240V/120V GLASS/PLASTIC/Metal	CE10031S	luminaria uso interior
164	C/L LED CEILING LAMP/CE1003MS 85-265V/100-240V/120V GLASS/PLASTIC/Metal	CE1003MS	luminaria uso interior
165	C/L LED CEILING LAMP/CE1005 85-265V/100-240V/120V GLASS/PLASTIC/Metal	CE1005	luminaria uso interior
166	C/L LED CEILING LAMP/CE1005S 85-265V/100-240V/120V GLASS/PLASTIC/Metal	CE1005S	luminaria uso interior
167	C/L LED CEILING LAMP/CE1006 85-265V/100-240V/120V GLASS/PLASTIC/Metal	CE1006	luminaria uso interior
168	C/L LED CEILING LAMP/CE1006S 85-265V/100-240V/120V GLASS/PLASTIC/Metal	CE1006S	luminaria uso interior
169	C/L LED CEILING LAMP/CE2033 85-265V/100-240V/120V GLASS/PLASTIC/Metal	CE2033	luminaria uso interior
170	C/L LED CEILING LAMP/CE210 85-265V/100-240V/120V 8W/9W/12W/14W/15W/16W/17W/18W/20W/22W/24W/30W/36W/40W/50W/60W GLASS/PLASTIC	CE210	luminaria uso interior
171	C/L LED CEILING LAMP/CE211 85-265V/100-240V/120V 8W/9W/12W/14W/15W/16W/17W/18W/20W/22W/24W/30W/36W/40W/50W/60W GLASS/PLASTIC/Metal/Alu/Zinc	CE211	luminaria uso interior
172	C/L LED CEILING LAMP/CE212 85-265V/100-240V/120V 8W/9W/12W/14W/15W/16W/17W/18W/20W/22W/24W/30W/36W/40W/50W/60W GLASS/PLASTIC/Metal/Alu/Zinc	CE212	luminaria uso interior
173	C/L LED CEILING LAMP/CE213 85-265V/100-240V/120V 8W/9W/12W/14W/15W/16W/17W/18W/20W/22W/24W/30W/36W/40W/50W/60W GLASS/PLASTIC/Metal/Alu/Zinc	CE213	luminaria uso interior
174	C/L LED CEILING LAMP/CE214 85-265V/100-240V/120V 8W/9W/12W/14W/15W/16W/17W/18W/20W/22W/24W/30W/36W/40W/50W/60W GLASS/PLASTIC/Metal/Alu/Zinc	CE214	luminaria uso interior
175	C/L LED CEILING LAMP/CE215 85-265V/100-240V/120V 8W/9W/12W/14W/15W/16W/17W/18W/20W/22W/24W/30W/36W/40W/50W/60W GLASS/PLASTIC/Metal/Alu/Zinc	CE215	luminaria uso interior
176	C/L LED PENDENT LAMP/CH01 85-265V/100-240V/120V GLASS/PLASTIC/Metal/Alu/Zinc	CH01	luminaria decorativa
177	C/L LED PENDENT LAMP/CH02 85-265V/100-240V/120V GLASS/PLASTIC/Metal/Alu/Zinc	CH02	luminaria decorativa
178	C/L LED PENDENT LAMP/CH03 85-265V/100-240V/120V GLASS/PLASTIC/Metal/Alu/Zinc	CH03	luminaria decorativa
179	C/L LED PENDENT LAMP/CH04 85-265V/100-240V/120V GLASS/PLASTIC/Metal/Alu/Zinc	CH04	luminaria decorativa
180	C/L LED PENDENT LAMP/CH05 85-265V/100-240V/120V GLASS/PLASTIC/Metal/Alu/Zinc	CH05	luminaria decorativa
181	C/L LED PENDENT LAMP/CH06 85-265V/100-240V/120V GLASS/PLASTIC/Metal/Alu/Zinc	CH06	luminaria decorativa
182	C/L LED PENDENT LAMP/CH07 85-265V/100-240V/120V GLASS/PLASTIC/Metal/Alu/Zinc	CH07	luminaria decorativa
183	C/L LED PENDENT LAMP/CH08 85-265V/100-240V/120V GLASS/PLASTIC/Metal/Alu/Zinc	CH08	luminaria decorativa
184	C/L LED PENDENT LAMP/CH08 85-265V/100-240V/120V GLASS/PLASTIC/Metal/Alu/Zinc	CH09	luminaria decorativa



ISO/IEC 17065-2012
11-CPR-005

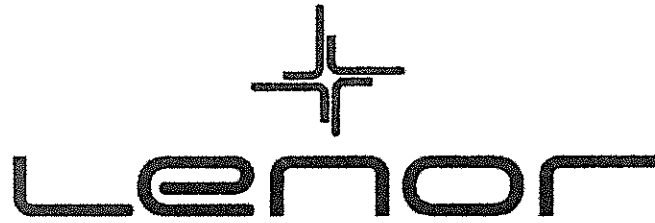


ANEXO No. 1
Certificado de Conformidad N.º. CS-LCO-11306-2019
LUMINARIAS USO INTERIOR

ÍTEM	DESCRIPCIÓN	REFERENCIA	FAMILIA
185	C/L LED PENDENT LAMP/CH10 85-265V/100-240V/120V GLASS/PLASTIC/Metal/Alu/Zinc	CH10	luminaria decorativa
186	C/L LED PENDENT LAMP/HP1001 85-265V/100-240V/120V GLASS/PLASTIC/Metal/Alu/Zinc	HP1001	luminaria decorativa
187	C/L LED PENDENT LAMP/HP1013 85-265V/100-240V/120V GLASS/PLASTIC/Metal/Alu/Zinc	HP1013	luminaria decorativa
188	C/L LED PENDENT LAMP/HP1002 85-265V/100-240V/120V GLASS/PLASTIC/Metal/Alu/Zinc	HP1002	luminaria decorativa
189	C/L LED PENDENT LAMP/HP1003 85-265V/100-240V/120V GLASS/PLASTIC/Metal/Alu/Zinc	HP1003	luminaria decorativa
190	C/L LED PENDENT LAMP/HP2011 85-265V/100-240V/120V GLASS/PLASTIC/Metal/Alu/Zinc	HP2011	luminaria decorativa
191	C/L LED PENDENT LAMP/HP1026-1 85-265V/100-240V/120V GLASS/PLASTIC/Metal/Alu/Zinc	HP1026-1	luminaria decorativa
192	C/L LED PENDENT LAMP/HP1026-2 85-265V/100-240V/120V GLASS/PLASTIC/Metal/Alu/Zinc	HP1026-2	luminaria decorativa
193	C/L LED PENDENT LAMP/HP1026-3 85-265V/100-240V/120V GLASS/PLASTIC/Metal/Alu/Zinc	HP1026-3	luminaria decorativa
194	C/L LED PENDENT LAMP/HP1024-1 85-265V/100-240V/120V GLASS/PLASTIC/Metal/Alu/Zinc	HP1024-1	luminaria decorativa
195	C/L LED PENDENT LAMP/HP1024-2 85-265V/100-240V/120V GLASS/PLASTIC/Metal/Alu/Zinc	HP1024-2	luminaria decorativa
196	C/L LED PENDENT LAMP/HP1024-3 85-265V/100-240V/120V GLASS/PLASTIC/Metal/Alu/Zinc	HP1024-3	luminaria decorativa
197	TP/F LED TRIPPROOF LIGHT/FF99225T8/T5/120V/220V/100-240V/120-277V/85-265V/60HZ 9W/10W/12W/15W/18W/20W/24W/30W/36W/40W/45W/48W/50W/55W/58W/60W/70W/80W/90W/100W G13/C3 IP65	FF99225	triproof light
198	TP/F LED TRIPPROOF LIGHT/FF302 T8/T5/120V/220V/100-240V/120-277V/85-265V/60HZ 9W/10W/12W/15W/18W/20W/24W/30W/36W/40W/45W/48W/50W/55W/58W/60W/70W/80W/90W/100W G13/C3 IP65	FF302	triproof light
199	TP/F LED TRIPPROOF LIGHT/FF15 T8/T5/120V/220V/100-240V/120-277V/85-265V/60HZ 9W/10W/12W/15W/18W/20W/24W/30W/36W/40W/45W/48W/50W/55W/58W/60W/70W/80W/90W/100W 2700-7000k BLUE/GREE/RED/RGB W/W/O SENSOR	FF15	triproof light
200	TP/F LED TRIPPROOF LIGHT/FF105 T8/T5/120V/220V/100-240V/120-277V/85-265V/60HZ 9W/10W/12W/15W/18W/20W/24W/30W/36W/40W/45W/48W/50W/55W/58W/60W/70W/80W/90W/100W 2700-7000k BLUE/GREE/RED/RGB W/W/O SENSOR	FF105	triproof light
201	TP/F LED TRIPPROOF LIGHT/FF14 T8/T5/120V/220V/100-240V/120-277V/85-265V/60HZ 9W/10W/12W/15W/18W/20W/24W/30W/36W/40W/45W/48W/50W/55W/58W/60W/70W/80W/90W/100W 2700-7000k BLUE/GREE/RED/RGB W/W/O SENSOR	FF14	triproof light
202	TP/F LED TRIPPROOF LIGHT/FF106 T8/T5/120V/220V/100-240V/120-277V/85-265V/60HZ 9W/10W/12W/15W/18W/20W/24W/30W/36W/40W/45W/48W/50W/55W/58W/60W/70W/80W/90W/100W 2700-7000k BLUE/GREE/RED/RGB W/W/O SENSOR	FF106	triproof light
203	TP/F LED TRIPPROOF LIGHT/FF23 T8/T5/120V/220V/100-240V/120-277V/85-265V/60HZ 9W/10W/12W/15W/18W/20W/24W/30W/36W/40W/45W/48W/50W/55W/58W/60W/70W/80W/90W/100W 2700-7000k BLUE/GREE/RED/RGB W/W/O SENSOR	FF23	triproof light
204	TP/F LED TRIPPROOF LIGHT/FF118 T8/T5/120V/220V/100-240V/120-277V/85-265V/60HZ 9W/10W/12W/15W/18W/20W/24W/30W/36W/40W/45W/48W/50W/55W/58W/60W/70W/80W/90W/100W 2700-7000k BLUE/GREE/RED/RGB W/W/O SENSOR	FF118	triproof light
205	TP/F LED TRIPPROOF LIGHT/FF115 T8/T5/120V/220V/100-240V/120-277V/85-265V/60HZ 9W/10W/12W/15W/18W/20W/24W/30W/36W/40W/45W/48W/50W/55W/58W/60W/70W/80W/90W/100W 2700-7000k BLUE/GREE/RED/RGB W/W/O SENSOR	FF115	triproof light
206	TP/F LED TRIPPROOF LIGHT/FF130 T8/T5/120V/220V/100-240V/120-277V/85-265V/60HZ 9W/10W/12W/15W/18W/20W/24W/30W/36W/40W/45W/48W/50W/55W/58W/60W/70W/80W/90W/100W 2700-7000k BLUE/GREE/RED/RGB W/W/O SENSOR	FF130	triproof light



ISO/IEC 17065-2012
11-CPR-005




ANEXO No. 1
Certificado de Conformidad N°. CS-LCO-11306-2019
LUMINARIAS USO INTERIOR

ÍTEM	DESCRIPCIÓN	REFERENCIA	FAMILIA
207	TP/F LED TRIPROOF LIGHT/FF131T8/T5/120V/220V/100-240V/120-277V/85-265V/60HZ 9W/10W/12W/15W/18W/20W/24W/30W/36W/40W/45W/48W/50W/55W/58W/60W/70W/80W/90W/100W 2700-7000h BLUE/GREE/RED/RGB W/W/O SENSOR	FF131	triproof light
208	TP/F LED TRIPROOF LIGHT/FF110T8/T5/120V/220V/100-240V/120-277V/85-265V/60HZ 9W/10W/12W/15W/18W/20W/24W/30W/36W/40W/45W/48W/50W/55W/58W/60W/70W/80W/90W/100W 2700-7000h BLUE/GREE/RED/RGB W/W/O SENSOR	FF110	triproof light
209	TP/F LED TRIPROOF LIGHT/FF215 T8/T5/120V/220V/100-240V/120-277V/85-265V/60HZ 9W/10W/12W/15W/18W/20W/24W/30W/36W/40W/45W/48W/50W/55W/58W/60W/70W/80W/90W/100W 2700-7000h BLUE/GREE/RED/RGB W/W/O SENSOR	FF215	triproof light
210	TP/F LED TRIPROOF LIGHT/FF206T8/T5/120V/220V/100-240V/120-277V/85-265V/60HZ 9W/10W/12W/15W/18W/20W/24W/30W/36W/40W/45W/48W/50W/55W/58W/60W/70W/80W/90W/100W 2700-7000h BLUE/GREE/RED/RGB W/W/O SENSOR	FF206	triproof light
211	TP/F LED TRIPROOF LIGHT/FF201 T8/T5/120V/220V/100-240V/120-277V/85-265V/60HZ 9W/10W/12W/15W/18W/20W/24W/30W/36W/40W/45W/48W/50W/55W/58W/60W/70W/80W/90W/100W 2700-7000h BLUE/GREE/RED/RGB W/W/O SENSOR	FF201	triproof light
212	TP/F LED TRIPROOF LIGHT/FF208 T8/T5/120V/220V/100-240V/120-277V/85-265V/60HZ 9W/10W/12W/15W/18W/20W/24W/30W/36W/40W/45W/48W/50W/55W/58W/60W/70W/80W/90W/100W 2700-7000h BLUE/GREE/RED/RGB W/W/O SENSOR	FF208	triproof light
213	TP/F LED TRIPROOF LIGHT/FF308 T8/T5/120V/220V/100-240V/120-277V/85-265V/60HZ 9W/10W/12W/15W/18W/20W/24W/30W/36W/40W/45W/48W/50W/55W/58W/60W/70W/80W/90W/100W 2700-7000h BLUE/GREE/RED/RGB W/W/O SENSOR	FF308	triproof light
214	TP/F LED TRIPROOF LIGHT/FF306 T8/T5/120V/220V/100-240V/120-277V/85-265V/60HZ 9W/10W/12W/15W/18W/20W/24W/30W/36W/40W/45W/48W/50W/55W/58W/60W/70W/80W/90W/100W 2700-7000h BLUE/GREE/RED/RGB W/W/O SENSOR	FF306	triproof light
215	TP/F LED TRIPROOF LIGHT/FF18 T8/T5/120V/220V/100-240V/120-277V/85-265V/60HZ 9W/10W/12W/15W/18W/20W/24W/30W/36W/40W/45W/48W/50W/55W/58W/60W/70W/80W/90W/100W 2700-7000h BLUE/GREE/RED/RGB W/W/O SENSOR	FF18	triproof light
216	TP/F LED TRIPROOF LIGHT/FF19 T8/T5/120V/220V/100-240V/120-277V/85-265V/60HZ 9W/10W/12W/15W/18W/20W/24W/30W/36W/40W/45W/48W/50W/55W/58W/60W/70W/80W/90W/100W 2700-7000h BLUE/GREE/RED/RGB W/W/O SENSOR	FF19	triproof light
217	TP/F LED TRIPROOF LIGHT/FF20 T8/T5/120V/220V/100-240V/120-277V/85-265V/60HZ 9W/10W/12W/15W/18W/20W/24W/30W/36W/40W/45W/48W/50W/55W/58W/60W/70W/80W/90W/100W 2700-7000h BLUE/GREE/RED/RGB W/W/O SENSOR	FF20	triproof light
218	TP/F LED TRIPROOF LIGHT/FF21 T8/T5/120V/220V/100-240V/120-277V/85-265V/60HZ 9W/10W/12W/15W/18W/20W/24W/30W/36W/40W/45W/48W/50W/55W/58W/60W/70W/80W/90W/100W 2700-7000h BLUE/GREE/RED/RGB W/W/O SENSOR	FF21	triproof light
219	TP/F LED TRIPROOF LIGHT/FF23 T8/T5/120V/220V/100-240V/120-277V/85-265V/60HZ 9W/10W/12W/15W/18W/20W/24W/30W/36W/40W/45W/48W/50W/55W/58W/60W/70W/80W/90W/100W 2700-7000h BLUE/GREE/RED/RGB W/W/O SENSOR	FF22	triproof light
220	TP/F LED TRIPROOF LIGHT/FF24 T8/T5/120V/220V/100-240V/120-277V/85-265V/60HZ 9W/10W/12W/15W/18W/20W/24W/30W/36W/40W/45W/48W/50W/55W/58W/60W/70W/80W/90W/100W 2700-7000h BLUE/GREE/RED/RGB W/W/O SENSOR	FF24	triproof light
221	HIGHBAY LAMP/LG906 L/G 5L 85-265V/85-300V/100-240V/120V/220V LED 5W/8W/10W/15W/20W/25W/30W/50W/40W/60W/70W/80W/100W/120W/150W/180W/200W/250W/300W/400W/500W/600W/700W/800W/900W/1000W 2700-7000K BLUE/GREEN/RED/RGB W/W/O CONTROLLER W/W/SENSOR IP 65 Class I	LG906	highbay lamp
222	HIGHBAY LAMP/LG901 L/G 5L 85-265V/85-300V/100-240V/120V/220V LED 5W/8W/10W/15W/20W/25W/30W/50W/40W/60W/70W/80W/100W/120W/150W/180W/200W/250W/300W/400W/500W/600W/700W/800W/900W/1000W 2700-7000K BLUE/GREEN/RED/RGB W/W/O CONTROLLER W/W/SENSOR IP 65 Class I	LG901	highbay lamp
223	HIGHBAY LAMP/LG902 L/G 5L 85-265V/85-300V/100-240V/120V/220V LED 5W/8W/10W/15W/20W/25W/30W/50W/40W/60W/70W/80W/100W/120W/150W/180W/200W/250W/300W/400W/500W/600W/700W/800W/900W/1000W 2700-7000K BLUE/GREEN/RED/RGB W/W/O CONTROLLER W/W/SENSOR IP 65 Class I	LG902	highbay lamp
224	HIGHBAY LAMP/LG903 L/G 5L 85-265V/85-300V/100-240V/120V/220V LED 5W/8W/10W/15W/20W/25W/30W/50W/40W/60W/70W/80W/100W/120W/150W/180W/200W/250W/300W/400W/500W/600W/700W/800W/900W/1000W 2700-7000K BLUE/GREEN/RED/RGB W/W/O CONTROLLER W/W/SENSOR IP 65 Class I	LG903	highbay lamp



ISO/IEC 17065-2012
11-CPR-005

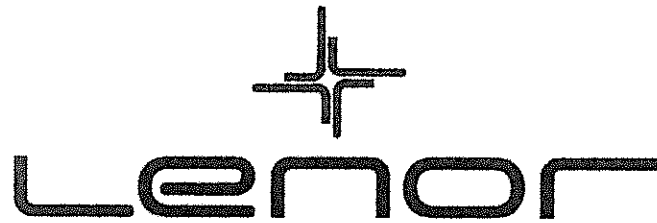


ANEXO No. 1
Certificado de Conformidad No. CS-LCO-11306-2019
LUMINARIAS USO INTERIOR

ÍTEM	DESCRIPCIÓN	REFERENCIA	FAMILIA
	W/300W/400W/500W/600W/700W/800W/900W/1000W 2700-7000K BLUE/GREEN/RED/RGB W/W/O CONTROLLER W/W/SENSOR IP 65 Class I		
225	HIGHBAY LAMP/LG904 L/G SL 85-265V/85-300V/100-240V/120V/220V LED 5W/8W/10W/15W/20W/25W/30W/50W/40W/60W/70W/80W/100W/120W/150W/180W/200W/250 W/300W/400W/500W/600W/700W/800W/900W/1000W 2700-7000K BLUE/GREEN/RED/RGB W/W/O CONTROLLER W/W/SENSOR IP 65 Class I	LG904	highbay lamp
226	HIGHBAY LAMP/LG905 L/G SL 85-265V/85-300V/100-240V/120V/220V LED 5W/8W/10W/15W/20W/25W/30W/50W/40W/60W/70W/80W/100W/120W/150W/180W/200W/250 W/300W/400W/500W/600W/700W/800W/900W/1000W 2700-7000K BLUE/GREEN/RED/RGB W/W/O CONTROLLER W/W/SENSOR IP 65 Class I	LG905	highbay lamp
227	HIGHBAY LAMP/LG907 L/G SL 85-265V/85-300V/100-240V/120V/220V LED 5W/8W/10W/15W/20W/25W/30W/50W/40W/60W/70W/80W/100W/120W/150W/180W/200W/250 W/300W/400W/500W/600W/700W/800W/900W/1000W 2700-7000K BLUE/GREEN/RED/RGB W/W/O CONTROLLER W/W/SENSOR IP 65 Class I	LG907	highbay lamp
228	HIGHBAY LAMP/LG908 L/G SL 85-265V/85-300V/100-240V/120V/220V LED 5W/8W/10W/15W/20W/25W/30W/50W/40W/60W/70W/80W/100W/120W/150W/180W/200W/250 W/300W/400W/500W/600W/700W/800W/900W/1000W 2700-7000K BLUE/GREEN/RED/RGB W/W/O CONTROLLER W/W/SENSOR IP 65 Class I	LG908	highbay lamp
229	HIGHBAY LAMP/LG909 L/G SL 85-265V/85-300V/100-240V/120V/220V LED 5W/8W/10W/15W/20W/25W/30W/50W/40W/60W/70W/80W/100W/120W/150W/180W/200W/250 W/300W/400W/500W/600W/700W/800W/900W/1000W 2700-7000K BLUE/GREEN/RED/RGB W/W/O CONTROLLER W/W/SENSOR IP 65 Class I	LG909	highbay lamp
230	HIGHBAY LAMP/LG910 L/G SL 85-265V/85-300V/100-240V/120V/220V LED 5W/8W/10W/15W/20W/25W/30W/50W/40W/60W/70W/80W/100W/120W/150W/180W/200W/250 W/300W/400W/500W/600W/700W/800W/900W/1000W 2700-7000K BLUE/GREEN/RED/RGB W/W/O CONTROLLER W/W/SENSOR IP 65 Class I	LG910	highbay lamp
231	HIGHBAY LAMP/LG911 L/G SL 85-265V/85-300V/100-240V/120V/220V LED 5W/8W/10W/15W/20W/25W/30W/50W/40W/60W/70W/80W/100W/120W/150W/180W/200W/250 W/300W/400W/500W/600W/700W/800W/900W/1000W 2700-7000K BLUE/GREEN/RED/RGB W/W/O CONTROLLER W/W/SENSOR IP 65 Class I	LG911	highbay lamp
232	HIGHBAY LAMP/HL123 L/G SL 85-265V/85-300V/100-240V/120V/220V LED 5W/8W/10W/15W/20W/25W/30W/50W/40W/60W/70W/80W/100W/120W/150W/180W/200W/250 W/300W/400W/500W/600W/700W/800W/900W/1000W 2700-7000K BLUE/GREEN/RED/RGB W/W/O CONTROLLER W/W/SENSOR IP 65 Class I	HL123	highbay lamp
233	HIGHBAY LAMP/HL137 L/G SL 85-265V/85-300V/100-240V/120V/220V LED 5W/8W/10W/15W/20W/25W/30W/50W/40W/60W/70W/80W/100W/120W/150W/180W/200W/250 W/300W/400W/500W/600W/700W/800W/900W/1000W 2700-7000K BLUE/GREEN/RED/RGB W/W/O CONTROLLER W/W/SENSOR IP 65 Class I	HL137	highbay lamp
234	HIGHBAY LAMP/HL156 L/G SL 85-265V/85-300V/100-240V/120V/220V LED 5W/8W/10W/15W/20W/25W/30W/50W/40W/60W/70W/80W/100W/120W/150W/180W/200W/250 W/300W/400W/500W/600W/700W/800W/900W/1000W 2700-7000K BLUE/GREEN/RED/RGB W/W/O CONTROLLER W/W/SENSOR IP 65 Class I	HL156	highbay lamp
235	HIGHBAY LAMP/HL110 L/G SL 85-265V/85-300V/100-240V/120V/220V LED 5W/8W/10W/15W/20W/25W/30W/50W/40W/60W/70W/80W/100W/120W/150W/180W/200W/250 W/300W/400W/500W/600W/700W/800W/900W/1000W 2700-7000K BLUE/GREEN/RED/RGB W/W/O CONTROLLER W/W/SENSOR IP 65 Class I	HL110	highbay lamp
236	HIGHBAY LAMP/HL126 L/G SL 85-265V/85-300V/100-240V/120V/220V LED 5W/8W/10W/15W/20W/25W/30W/50W/40W/60W/70W/80W/100W/120W/150W/180W/200W/250 W/300W/400W/500W/600W/700W/800W/900W/1000W 2700-7000K BLUE/GREEN/RED/RGB W/W/O CONTROLLER W/W/SENSOR IP 65 Class I	HL126	highbay lamp
237	HIGHBAY LAMP/HL112 L/G SL 85-265V/85-300V/100-240V/120V/220V LED 5W/8W/10W/15W/20W/25W/30W/50W/40W/60W/70W/80W/100W/120W/150W/180W/200W/250 W/300W/400W/500W/600W/700W/800W/900W/1000W 2700-7000K BLUE/GREEN/RED/RGB W/W/O CONTROLLER W/W/SENSOR IP 65 Class I	HL112	highbay lamp
238	NL/L LED NIGHT LAMP /NL10 1W/1.5W/2W/2.5W/3W/3.5W/4W/4.5W/5W/5.5W/6W/6.5W/7W/7.5W/8W/8.5W/9W/9.5W/10W 12V/24V/120V/100-240V/85-265V/60HZ W/Sensor or W/O Sensor	NL10	luminaria decorativa




ISO/IEC 17065-2012
11-CPR-005



ANEXO No. 1				
Certificado de Conformidad No. CS-LCO-11306-2019				
LUMINARIAS USO INTERIOR				
ÍTEM	DESCRIPCIÓN	REFERENCIA	FAMILIA	
239	NL/L LED NIGHT LAMP /NL3 12V/24V/120V/100-240V/85-265V/60HZ W/Sensor or W/O Sensor	NL3	luminaria decorativa	
240	NL/L LED NIGHT LAMP /NL4 12V/24V/120V/100-240V/85-265V/60HZ W/Sensor or W/O Sensor	NL4	luminaria decorativa	
241	NL/L LED NIGHT LAMP /NL6 12V/24V/120V/100-240V/85-265V/60HZ W/Sensor or W/O Sensor	NL6	luminaria decorativa	
242	NL/L LED NIGHT LAMP /NL7 12V/24V/120V/100-240V/85-265V/60HZ W/Sensor or W/O Sensor	NL7	luminaria decorativa	
243	NL/L LED NIGHT LAMP /NL8 12V/24V/120V/100-240V/85-265V/60HZ W/Sensor or W/O Sensor	NL8	luminaria decorativa	
244	NL/L LED NIGHT LAMP /NL9 12V/24V/120V/100-240V/85-265V/60HZ W/Sensor or W/O Sensor	NL9	luminaria decorativa	
245	NL/L LED NIGHT LAMP /NL11 12V/24V/120V/100-240V/85-265V/60HZ W/Sensor or W/O Sensor	NL11	luminaria decorativa	
246	NL/L LED NIGHT LAMP /NL12 12V/24V/120V/100-240V/85-265V/60HZ W/Sensor or W/O Sensor	NL12	luminaria decorativa	
247	NL/L LED NIGHT LAMP /NL13 12V/24V/120V/100-240V/85-265V/60HZ W/Sensor or W/O Sensor	NL13	luminaria decorativa	
248	NL/L LED NIGHT LAMP /NL14 12V/24V/120V/100-240V/85-265V/60HZ W/Sensor or W/O Sensor	NL14	luminaria decorativa	
249	NL/L LED NIGHT LAMP /NL15 12V/24V/120V/100-240V/85-265V/60HZ W/Sensor or W/O Sensor	NL15	luminaria decorativa	
250	NL/L LED NIGHT LAMP /NL16 12V/24V/120V/100-240V/85-265V/60HZ W/Sensor or W/O Sensor	NL16	luminaria decorativa	
251	NL/L LED NIGHT LAMP /NL17 12V/24V/120V/100-240V/85-265V/60HZ W/Sensor or W/O Sensor	NL17	luminaria decorativa	
252	NL/L LED NIGHT LAMP /NL18 12V/24V/120V/100-240V/85-265V/60HZ W/Sensor or W/O Sensor	NL18	luminaria decorativa	
253	NL/L LED NIGHT LAMP /NL19 12V/24V/120V/100-240V/85-265V/60HZ W/Sensor or W/O Sensor	NL19	luminaria decorativa	
254	DESK LAMP/DE111 DE/L ESB/LED/PL/INC/ICD9/MR/LED/IC 12V/24V/120V/100-240V/85-265V/60HZ 0.5/1/1.5/2/2.5/3/3.5/4/4.5/5/5.5/6/6.5/7/7.5/8/8.5/9/9.5/10/11/12/13/14/15/18/20/24.5W/25/28/30/35/38/40/45/50W PLASTIC/METAL	DE111	luminaria decorativa	
255	DESK LAMP/DE202 DE/L ESB/LED/PL/INC/ICD9/MR/LED/IC 12V/24V/120V/100-240V/85-265V/60HZ 0.5/1/1.5/2/2.5/3/3.5/4/4.5/5/5.5/6/6.5/7/7.5/8/8.5/9/9.5/10/11/12/13/14/15/18/20/24.5W/25/28/30/35/38/40/45/50W PLASTIC/METAL	DE202	luminaria decorativa	
256	DESK LAMP/DE203 DE/L ESB/LED/PL/INC/ICD9/MR/LED/IC 12V/24V/120V/100-240V/85-265V/60HZ 0.5/1/1.5/2/2.5/3/3.5/4/4.5/5/5.5/6/6.5/7/7.5/8/8.5/9/9.5/10/11/12/13/14/15/18/20/24.5W/25/28/30/35/38/40/45/50W PLASTIC/METAL	DE203	luminaria decorativa	
257	DESK LAMP/DE204 DE/L ESB/LED/PL/INC/ICD9/MR/LED/IC 12V/24V/120V/100-240V/85-265V/60HZ 0.5/1/1.5/2/2.5/3/3.5/4/4.5/5/5.5/6/6.5/7/7.5/8/8.5/9/9.5/10/11/12/13/14/15/18/20/24.5W/25/28/30/35/38/40/45/50W PLASTIC/METAL	DE204	luminaria decorativa	
258	DESK LAMP/DE-1 DE/L ESB/LED/PL/INC/ICD9/MR/LED/IC 12V/24V/120V/100-240V/85-265V/60HZ 0.5/1/1.5/2/2.5/3/3.5/4/4.5/5/5.5/6/6.5/7/7.5/8/8.5/9/9.5/10/11/12/13/14/15/18/20/24.5W/25/28/30/35/38/40/45/50W PLASTIC/METAL	DE-1	luminaria decorativa	
259	DESK LAMP/DE-2 DE/L ESB/LED/PL/INC/ICD9/MR/LED/IC 12V/24V/120V/100-240V/85-265V/60HZ 0.5/1/1.5/2/2.5/3/3.5/4/4.5/5/5.5/6/6.5/7/7.5/8/8.5/9/9.5/10/11/12/13/14/15/18/20/24.5W/25/28/30/35/38/40/45/50W PLASTIC/METAL	DE-2	luminaria decorativa	
260	DESK LAMP/DE-3 DE/L ESB/LED/PL/INC/ICD9/MR/LED/IC 12V/24V/120V/100-240V/85-265V/60HZ 0.5/1/1.5/2/2.5/3/3.5/4/4.5/5/5.5/6/6.5/7/7.5/8/8.5/9/9.5/10/11/12/13/14/15/18/20/24.5W/25/28/30/35/38/40/45/50W PLASTIC/METAL	DE-3	luminaria decorativa	



ISO/IEC 17065-2012
11-CPR-005



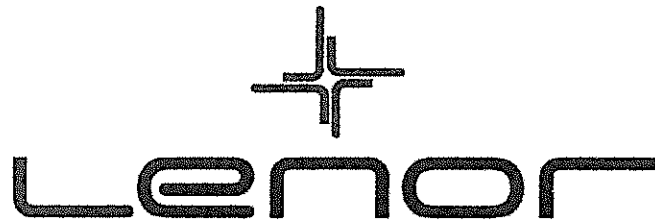
ANEXO No. 1
Certificado de Conformidad N°. CS-LCO-11306-2019
LUMINARIAS USO INTERIOR

ÍTEM	DESCRIPCIÓN	REFERENCIA	FAMILIA
	1/1.5/2/2.5/3/3.5/4/4.5/5/5.5/6/6.5/7/7.5/8/8.5/9/9.5/10/11/12/13/14/15/18/20/24.5W/25/28/30/35/38/40/45/50W PLASTIC/METAL		
261	DESK LAMP/DE-4 DE/L ESB/LED/PL/INC/JCD9/MR/LED/JC 12V/24V/120V/100-240V/85-265V/60HZ 0.5/1/1.5/2/2.5/3/3.5/4/4.5/5/5.5/6/6.5/7/7.5/8/8.5/9/9.5/10/11/12/13/14/15/18/20/24.5W/25/28/30/35/38/40/45/50W PLASTIC/METAL	DE-4	luminaria decorativa
262	DESK LAMP/DE-5 DE/L ESB/LED/PL/INC/JCD9/MR/LED/JC 12V/24V/120V/100-240V/85-265V/60HZ 0.5/1/1.5/2/2.5/3/3.5/4/4.5/5/5.5/6/6.5/7/7.5/8/8.5/9/9.5/10/11/12/13/14/15/18/20/24.5W/25/28/30/35/38/40/45/50W PLASTIC/METAL	DE-5	luminaria decorativa
263	DESK LAMP/DE-6 DE/L ESB/LED/PL/INC/JCD9/MR/LED/JC 12V/24V/120V/100-240V/85-265V/60HZ 0.5/1/1.5/2/2.5/3/3.5/4/4.5/5/5.5/6/6.5/7/7.5/8/8.5/9/9.5/10/11/12/13/14/15/18/20/24.5W/25/28/30/35/38/40/45/50W PLASTIC/METAL	DE-6	luminaria decorativa
264	DESK LAMP/DE-7 DE/L ESB/LED/PL/INC/JCD9/MR/LED/JC 12V/24V/120V/100-240V/85-265V/60HZ 0.5/1/1.5/2/2.5/3/3.5/4/4.5/5/5.5/6/6.5/7/7.5/8/8.5/9/9.5/10/11/12/13/14/15/18/20/24.5W/25/28/30/35/38/40/45/50W PLASTIC/METAL	DE-7	luminaria decorativa
265	DESK LAMP/DE-8 DE/L ESB/LED/PL/INC/JCD9/MR/LED/JC 12V/24V/120V/100-240V/85-265V/60HZ 0.5/1/1.5/2/2.5/3/3.5/4/4.5/5/5.5/6/6.5/7/7.5/8/8.5/9/9.5/10/11/12/13/14/15/18/20/24.5W/25/28/30/35/38/40/45/50W PLASTIC/METAL	DE-8	luminaria decorativa
266	DESK LAMP/DE-9 DE/L ESB/LED/PL/INC/JCD9/MR/LED/JC 12V/24V/120V/100-240V/85-265V/60HZ 0.5/1/1.5/2/2.5/3/3.5/4/4.5/5/5.5/6/6.5/7/7.5/8/8.5/9/9.5/10/11/12/13/14/15/18/20/24.5W/25/28/30/35/38/40/45/50W PLASTIC/METAL	DE-9	luminaria decorativa
267	DESK LAMP/DE-10 DE/L ESB/LED/PL/INC/JCD9/MR/LED/JC 12V/24V/120V/100-240V/85-265V/60HZ 0.5/1/1.5/2/2.5/3/3.5/4/4.5/5/5.5/6/6.5/7/7.5/8/8.5/9/9.5/10/11/12/13/14/15/18/20/24.5W/25/28/30/35/38/40/45/50W PLASTIC/METAL	DE-10	luminaria decorativa

FIN DEL ANEXO No. 1



ISO/IEC 17065-2012
11-CPR-005




ANEXO No. 2
Certificado de Conformidad N°. CS-LCO-11306-2019
Luminarias uso exterior y alumbrado público

ÍTEM	DESCRIPCIÓN	REFERENCIA	FAMILIA
1	TURTLE/BL004/LED 85-265V/100-240V/120V 1W/1.5W/2W/3W/4W/5W/6W/7W/8W/9W/10W/12W/15W/18W/20W/24W/30W 2700K-7002K BLUE/GREEN/RED/RGB W/W/O SENSOR	BL004	luminaria exterior
2	TURTLE/BL130/LED 85-265V/100-240V/120V 1W/1.5W/2W/3W/4W/5W/6W/7W/8W/9W/10W/12W/15W/18W/20W/24W/30W 2700K-7002K BLUE/GREEN/RED/RGB W/W/O SENSOR	BL130	luminaria exterior
3	TURTLE/BL006/LED 85-265V/100-240V/120V 1W/1.5W/2W/3W/4W/5W/6W/7W/8W/9W/10W/12W/15W/18W/20W/24W/30W 2700K-7002K BLUE/GREEN/RED/RGB W/W/O SENSOR	BL006	luminaria exterior
4	TURTLE/BL129/LED 85-265V/100-240V/120V 1W/1.5W/2W/3W/4W/5W/6W/7W/8W/9W/10W/12W/15W/18W/20W/24W/30W 2700K-7002K BLUE/GREEN/RED/RGB W/W/O SENSOR	BL129	luminaria exterior
5	TURTLE/BL107/LED 85-265V/100-240V/120V 1W/1.5W/2W/3W/4W/5W/6W/7W/8W/9W/10W/12W/15W/18W/20W/24W/30W 2700K-7002K BLUE/GREEN/RED/RGB W/W/O SENSOR	BL107	luminaria exterior
6	TURTLE/BL108/LED 85-265V/100-240V/120V 1W/1.5W/2W/3W/4W/5W/6W/7W/8W/9W/10W/12W/15W/18W/20W/24W/30W 2700K-7002K BLUE/GREEN/RED/RGB W/W/O SENSOR	BL108	luminaria exterior
7	TURTLE/BL138/LED 85-265V/100-240V/120V 1W/1.5W/2W/3W/4W/5W/6W/7W/8W/9W/10W/12W/15W/18W/20W/24W/30W 2700K-7002K BLUE/GREEN/RED/RGB W/W/O SENSOR	BL138	luminaria exterior
8	TURTLE/BL125/LED 85-265V/100-240V/120V 1W/1.5W/2W/3W/4W/5W/6W/7W/8W/9W/10W/12W/15W/18W/20W/24W/30W 2700K-7002K BLUE/GREEN/RED/RGB W/W/O SENSOR	BL125	luminaria exterior
9	TURTLE/BL126/LED 85-265V/100-240V/120V 1W/1.5W/2W/3W/4W/5W/6W/7W/8W/9W/10W/12W/15W/18W/20W/24W/30W 2700K-7002K BLUE/GREEN/RED/RGB W/W/O SENSOR	BL126	luminaria exterior
10	TURTLE/BL115/LED 85-265V/100-240V/120V 1W/1.5W/2W/3W/4W/5W/6W/7W/8W/9W/10W/12W/15W/18W/20W/24W/30W 2700K-7002K BLUE/GREEN/RED/RGB W/W/O SENSOR	BL115	luminaria exterior
11	TURTLE/BL116/LED 85-265V/100-240V/120V 1W/1.5W/2W/3W/4W/5W/6W/7W/8W/9W/10W/12W/15W/18W/20W/24W/30W 2700K-7002K BLUE/GREEN/RED/RGB W/W/O SENSOR	BL116	luminaria exterior
12	TURTLE/BL117/LED 85-265V/100-240V/120V 1W/1.5W/2W/3W/4W/5W/6W/7W/8W/9W/10W/12W/15W/18W/20W/24W/30W 2700K-7002K BLUE/GREEN/RED/RGB W/W/O SENSOR	BL117	luminaria exterior
13	LED 85-265V/100-240V/120V 1W/1.5W/2W/3W/4W/5W/6W/7W/8W/9W/10W/11W/12W/13W/15W/18W/20W/24W/30W 2700K-7002K BLUE/GREEN/RED/RGB W/W/O SENSOR	BL118	luminaria exterior
14	WALL LAMP/WL151/LED 85-265V/100-240V/120V 1W/1.5W/2W/3W/4W/5W/6W/7W/8W/9W/10W/11W/12W/13W/15W/18W/20W/24W/30W 2700K-7002K BLUE/GREEN/RED/RGB W/W/O SENSOR	WL151	luminaria decorativa exterior
15	WALL LAMP/WL152/LED 85-265V/100-240V/120V 1W/1.5W/2W/3W/4W/5W/6W/7W/8W/9W/10W/11W/12W/13W/15W/18W/20W/24W/30W 2700K-7002K BLUE/GREEN/RED/RGB W/W/O SENSOR	WL152	luminaria decorativa exterior
16	WALL LAMP/WL153/LED 85-265V/100-240V/120V 1W/1.5W/2W/3W/4W/5W/6W/7W/8W/9W/10W/11W/12W/13W/15W/18W/20W/24W/30W 2700K-7002K BLUE/GREEN/RED/RGB W/W/O SENSOR	WL153	luminaria decorativa exterior
17	WALL LAMP/WL122/LED 85-265V/100-240V/120V 1W/1.5W/2W/3W/4W/5W/6W/7W/8W/9W/10W/11W/12W/13W/15W/18W/20W/24W/30W 2700K-7002K BLUE/GREEN/RED/RGB W/W/O SENSOR	WL122	luminaria decorativa exterior
18	WALL LAMP/WL128/LED 85-265V/100-240V/120V 1W/1.5W/2W/3W/4W/5W/6W/7W/8W/9W/10W/11W/12W/13W/15W/18W/20W/24W/30W 2700K-7002K BLUE/GREEN/RED/RGB W/W/O SENSOR	WL128	luminaria decorativa exterior



ISO/IEC 17065-2012
11-CPR-005

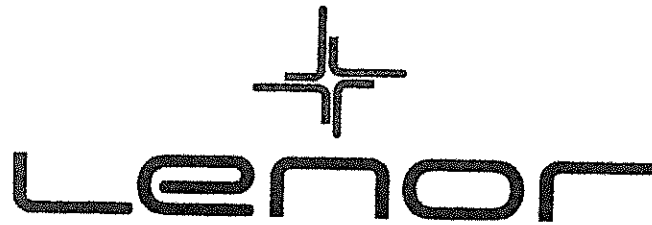


ANEXO No. 2
Certificado de Conformidad N.º. CS-LCO-11306-2019
Luminarias uso exterior y alumbrado público

ÍTEM	DESCRIPCIÓN	REFERENCIA	FAMILIA
19	WALL LAMP/WL2006/LED 85-265V/100-240V/120V 1W/1.5W/2W/3W/4W/5W/6W/7W/8W/9W/10W/11W/12W/13W/15W/18W/20W/24W/30W 2700K-7002K BLUE/GREEN/RED/RGB W/W/O SENSOR	WL2006	luminaria decorativa exterior
20	WALL LAMP/WL2007/LED 85-265V/100-240V/120V 1W/1.5W/2W/3W/4W/5W/6W/7W/8W/9W/10W/11W/12W/13W/15W/18W/20W/24W/30W 2700K-7002K BLUE/GREEN/RED/RGB W/W/O SENSOR	WL2007	luminaria decorativa exterior
21	WALL LAMP/WL1402/LED 85-265V/100-240V/120V 1W/1.5W/2W/3W/4W/5W/6W/7W/8W/9W/10W/11W/12W/13W/15W/18W/20W/24W/30W 2700K-7002K BLUE/GREEN/RED/RGB W/W/O SENSOR	BL1402	luminaria decorativa exterior
22	WALL LAMP/WL1202/LED 85-265V/100-240V/120V 1W/1.5W/2W/3W/4W/5W/6W/7W/8W/9W/10W/11W/12W/13W/15W/18W/20W/24W/30W 2700K-7002K BLUE/GREEN/RED/RGB W/W/O SENSOR	BL1202	luminaria decorativa exterior
23	WALL LAMP/WL1101/LED 85-265V/100-240V/120V 1W/1.5W/2W/3W/4W/5W/6W/7W/8W/9W/10W/11W/12W/13W/15W/18W/20W/24W/30W 2700K-7002K BLUE/GREEN/RED/RGB W/W/O SENSOR	BL1101	luminaria decorativa exterior
24	WALL LAMP/WL1107/LED 85-265V/100-240V/120V 1W/1.5W/2W/3W/4W/5W/6W/7W/8W/9W/10W/11W/12W/13W/15W/18W/20W/24W/30W 2700K-7002K BLUE/GREEN/RED/RGB W/W/O SENSOR	BL1107	luminaria decorativa exterior
25	WALL LAMP/WL1108/LED 85-265V/100-240V/120V 1W/1.5W/2W/3W/4W/5W/6W/7W/8W/9W/10W/11W/12W/13W/15W/18W/20W/24W/30W 2700K-7002K BLUE/GREEN/RED/RGB W/W/O SENSOR	BL1108	luminaria decorativa exterior
26	WALL LAMP/WL1302/LED 85-265V/100-240V/120V 1W/1.5W/2W/3W/4W/5W/6W/7W/8W/9W/10W/11W/12W/13W/15W/18W/20W/24W/30W 2700K-7002K BLUE/GREEN/RED/RGB W/W/O SENSOR	BL1302	luminaria decorativa exterior
27	WALL LAMP/WL1505/LED 85-265V/100-240V/120V 1W/1.5W/2W/3W/4W/5W/6W/7W/8W/9W/10W/11W/12W/13W/15W/18W/20W/24W/30W 2700K-7002K BLUE/GREEN/RED/RGB W/W/O SENSOR	BL1505	luminaria decorativa exterior
28	WALL LAMP/WL1802/LED 85-265V/100-240V/120V 1W/1.5W/2W/3W/4W/5W/6W/7W/8W/9W/10W/11W/12W/13W/15W/18W/20W/24W/30W 2700K-7002K BLUE/GREEN/RED/RGB W/W/O SENSOR	BL1802	luminaria decorativa exterior
29	WALL LAMP/LN170/LED 85-265V/100-240V/120V 1W/1.5W/2W/3W/4W/5W/6W/7W/8W/9W/10W/11W/12W/13W/15W/18W/20W/24W/30W 2700K-7002K BLUE/GREEN/RED/RGB W/W/O SENSOR	LN170	luminaria decorativa exterior
30	WALL LAMP/LN224/LED 85-265V/100-240V/120V 1W/1.5W/2W/3W/4W/5W/6W/7W/8W/9W/10W/11W/12W/13W/15W/18W/20W/24W/30W 2700K-7002K BLUE/GREEN/RED/RGB W/W/O SENSOR	LN224	luminaria decorativa exterior
31	WALL LAMP/LN225/LED 85-265V/100-240V/120V 1W/1.5W/2W/3W/4W/5W/6W/7W/8W/9W/10W/11W/12W/13W/15W/18W/20W/24W/30W 2700K-7002K BLUE/GREEN/RED/RGB W/W/O SENSOR	LN225	luminaria decorativa exterior
32	WALL LAMP/LN227/LED 85-265V/100-240V/120V 1W/1.5W/2W/3W/4W/5W/6W/7W/8W/9W/10W/11W/12W/13W/15W/18W/20W/24W/30W 2700K-7002K BLUE/GREEN/RED/RGB W/W/O SENSOR	LN227	luminaria decorativa exterior
33	WALL LAMP/LN229/LED 85-265V/100-240V/120V 1W/1.5W/2W/3W/4W/5W/6W/7W/8W/9W/10W/11W/12W/13W/15W/18W/20W/24W/30W 2700K-7002K BLUE/GREEN/RED/RGB W/W/O SENSOR	LN229	luminaria decorativa exterior
34	GARDEN LAMP/SL1101/S/L/ 85-265V/100-240V/120V/220V LED MAX.3*10W/1*21/3*60W/20W/100W/40W/50W/2*50W/11W 120V/220V/60HZ E27/G9/GU10/G4 W/W/O SENSOR	SL1101	luminaria decorativa exterior
35	GARDEN LAMP/SL1301/S/L/ 85-265V/100-240V/120V/220V LED MAX.3*10W/1*21/3*60W/20W/100W/40W/50W/2*50W/11W 120V/220V/60HZ E27/G9/GU10/G4 W/W/O SENSOR	SL1301	luminaria decorativa exterior
36	GARDEN LAMP/SL1305/S/L/ 85-265V/100-240V/120V/220V LED MAX.3*10W/1*21/3*60W/20W/100W/40W/50W/2*50W/11W 120V/220V/60HZ E27/G9/GU10/G4 W/W/O SENSOR	SL1305	luminaria decorativa exterior



ISO/IEC 17065-2012
11-CPR-005

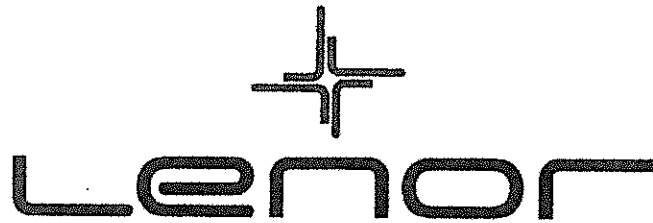


ANEXO No. 2
Certificado de Conformidad N.º. CS-LCO-11306-2019
Luminarias uso exterior y alumbrado público

ÍTEM	DESCRIPCIÓN	REFERENCIA	FAMILIA
37	GARDEN LAMP/SL1106/S/L/ 85-265V/100-240V/120V/220V LED MAX.3*10W/1*2*3*60W/20W/100W/40W/50W/2*50W/11W 120V/220V/60HZ E27/G9/GU10/G4 W/W/O SENSER	SL1106	luminaria decorativa exterior
38	GARDEN LAMP/UR3001/S/L/ 85-265V/100-240V/120V/220V LED MAX.3*10W/1*2*3*60W/20W/100W/40W/50W/2*50W/11W 120V/220V/60HZ E27/G9/GU10/G4 W/W/O SENSER	UR3001	luminaria decorativa exterior
39	PALACE LAMP/PL5101/P/L 85-265V/100-240V/120V/220V LED MAX. 60W/100W/11W 120V/60HZ E27 ALU./PLASTIC IP44	PL5101	luminaria decorativa exterior
40	PALACE LAMP/PL5102/P/L 85-265V/100-240V/120V/220V LED MAX. 60W/100W/11W 120V/60HZ E27 ALU./PLASTIC IP44	PL5102	luminaria decorativa exterior
41	PALACE LAMP/PL1101/P/L 85-265V/100-240V/120V/220V LED MAX. 60W/100W/11W 120V/60HZ E27 ALU./PLASTIC IP44	PL1101	luminaria decorativa exterior
42	PALACE LAMP/PL1102/P/L 85-265V/100-240V/120V/220V LED MAX. 60W/100W/11W 120V/60HZ E27 ALU./PLASTIC IP44	PL1102	luminaria decorativa exterior
43	PALACE LAMP/PL1105/P/L 85-265V/100-240V/120V/220V LED MAX. 60W/100W/11W 120V/60HZ E27 ALU./PLASTIC IP44	PL1105	luminaria decorativa exterior
44	PALACE LAMP/PL3101/P/L 85-265V/100-240V/120V/220V LED MAX. 60W/100W/11W 120V/60HZ E27 ALU./PLASTIC IP44	PL3101	luminaria decorativa exterior
45	PALACE LAMP/PL3102/P/L 85-265V/100-240V/120V/220V LED MAX. 60W/100W/11W 120V/60HZ E27 ALU./PLASTIC IP44	PL3102	luminaria decorativa exterior
46	PALACE LAMP/PL4101/P/L 85-265V/100-240V/120V/220V LED MAX. 60W/100W/11W 120V/60HZ E27 ALU./PLASTIC IP44	PL4101	luminaria decorativa exterior
47	PALACE LAMP/PL5201/P/L 85-265V/100-240V/120V/220V LED MAX. 60W/100W/11W 120V/60HZ E27 ALU./PLASTIC IP44	PL5201	luminaria decorativa exterior
48	PALACE LAMP/PL2210/P/L 85-265V/100-240V/120V/220V LED MAX. 60W/100W/11W 120V/60HZ E27 ALU./PLASTIC IP44	PL2210	luminaria decorativa exterior
49	PALACE LAMP/UR1021/P/L 85-265V/100-240V/120V/220V LED MAX. 60W/100W/11W 120V/60HZ E27 ALU./PLASTIC IP44	UR1021	luminaria decorativa exterior
50	PALACE LAMP/UR1022/P/L 85-265V/100-240V/120V/220V LED MAX. 60W/100W/11W 120V/60HZ E27 ALU./PLASTIC IP44	UR1022	luminaria decorativa exterior
51	PALACE LAMP/UR1023/P/L 85-265V/100-240V/120V/220V LED MAX. 60W/100W/11W 120V/60HZ E27 ALU./PLASTIC IP44	UR1023	luminaria decorativa exterior
52	PALACE LAMP/UR1024/P/L 85-265V/100-240V/120V/220V LED MAX. 60W/100W/11W 120V/60HZ E27 ALU./PLASTIC IP44	UR1024	luminaria decorativa exterior
53	PALACE LAMP/UR1041/P/L 85-265V/100-240V/120V/220V LED MAX. 60W/100W/11W 120V/60HZ E27 ALU./PLASTIC IP44	UR1041	luminaria decorativa exterior
54	INGROUND LAMP/LL403/LED 85-265V/100-240V/120V/220V 1W/1.5W/2W/3W/3.5W/4W/5W/6W/7W/8W/9W/10W/11W/12W/15W/18W/20W/24W/25W 28W/30W/35W/40W/50W/60W/70W/80W/100W 2700K-7000K BLUE/GREEN/RED/RGB W/W/O SENSOR	LL403	luminaria decorativa exterior



ISO/IEC 17065-2012
11-CPR-005




ANEXO No. 2
Certificado de Conformidad N.º. CS-LCO-11306-2019
Luminarias uso exterior y alumbrado público

ÍTEM	DESCRIPCIÓN	REFERENCIA	FAMILIA
55	INGROUND LAMP/SP2176/LED 85-265V/100-240V/120V/220V 1W/1.5W/2W/3W/3.5W/4W/5W/6W/7W/8W/9W/10W/11W/12W/15W/18W/20W/24W/25W 28W/30W/35W/40W/50W/60W/70W/80W/100W 2700K-7000K BLUE/GREEN/RED/RGB W/W/O SENSOR	SP2176	luminaria decorativa exterior
56	INGROUND LAMP/IL247/LED 85-265V/100-240V/120V/220V 1W/1.5W/2W/3W/3.5W/4W/5W/6W/7W/8W/9W/10W/11W/12W/15W/18W/20W/24W/25W 28W/30W/35W/40W/50W/60W/70W/80W/100W 2700K-7000K BLUE/GREEN/RED/RGB W/W/O SENSOR	IL247	luminaria decorativa exterior
57	INGROUND LAMP/SP2189/LED 85-265V/100-240V/120V/220V 1W/1.5W/2W/3W/3.5W/4W/5W/6W/7W/8W/9W/10W/11W/12W/15W/18W/20W/24W/25W 28W/30W/35W/40W/50W/60W/70W/80W/100W 2700K-7000K BLUE/GREEN/RED/RGB W/W/O SENSOR	SP2189	luminaria decorativa exterior
58	INGROUND LAMP/IL238/LED 85-265V/100-240V/120V/220V 1W/1.5W/2W/3W/3.5W/4W/5W/6W/7W/8W/9W/10W/11W/12W/15W/18W/20W/24W/25W 28W/30W/35W/40W/50W/60W/70W/80W/100W 2700K-7000K BLUE/GREEN/RED/RGB W/W/O SENSOR	IL238	luminaria decorativa exterior
59	INGROUND LAMP/LR301/LED 85-265V/100-240V/120V/220V 1W/1.5W/2W/3W/3.5W/4W/5W/6W/7W/8W/9W/10W/11W/12W/15W/18W/20W/24W/25W 28W/30W/35W/40W/50W/60W/70W/80W/100W 2700K-7000K BLUE/GREEN/RED/RGB W/W/O SENSOR	LR301	luminaria decorativa exterior
60	INGROUND LAMP/IL265/LED 85-265V/100-240V/120V/220V 1W/1.5W/2W/3W/3.5W/4W/5W/6W/7W/8W/9W/10W/11W/12W/15W/18W/20W/24W/25W 28W/30W/35W/40W/50W/60W/70W/80W/100W 2700K-7000K BLUE/GREEN/RED/RGB W/W/O SENSOR	IL265	luminaria decorativa exterior
61	INGROUND LAMP/WL101/LED 85-265V/100-240V/120V/220V 1W/1.5W/2W/3W/3.5W/4W/5W/6W/7W/8W/9W/10W/11W/12W/15W/18W/20W/24W/25W 28W/30W/35W/40W/50W/60W/70W/80W/100W 2700K-7000K BLUE/GREEN/RED/RGB W/W/O SENSOR	IL135	luminaria decorativa exterior
62	INGROUND LAMP/IL235/LED 85-265V/100-240V/120V/220V 1W/1.5W/2W/3W/3.5W/4W/5W/6W/7W/8W/9W/10W/11W/12W/15W/18W/20W/24W/25W 28W/30W/35W/40W/50W/60W/70W/80W/100W 2700K-7000K BLUE/GREEN/RED/RGB W/W/O SENSOR	IL235	luminaria decorativa exterior
63	INGROUND LAMP/IL301/LED 85-265V/100-240V/120V/220V 1W/1.5W/2W/3W/3.5W/4W/5W/6W/7W/8W/9W/10W/11W/12W/15W/18W/20W/24W/25W 28W/30W/35W/40W/50W/60W/70W/80W/100W 2700K-7000K BLUE/GREEN/RED/RGB W/W/O SENSOR	IL301	luminaria decorativa exterior
64	INGROUND LAMP/IL103/LED 85-265V/100-240V/120V/220V 1W/1.5W/2W/3W/3.5W/4W/5W/6W/7W/8W/9W/10W/11W/12W/15W/18W/20W/24W/25W 28W/30W/35W/40W/50W/60W/70W/80W/100W 2700K-7000K BLUE/GREEN/RED/RGB W/W/O SENSOR	IL103	luminaria decorativa exterior
65	INGROUND LAMP/IL104/LED 85-265V/100-240V/120V/220V 1W/1.5W/2W/3W/3.5W/4W/5W/6W/7W/8W/9W/10W/11W/12W/15W/18W/20W/24W/25W 28W/30W/35W/40W/50W/60W/70W/80W/100W 2700K-7000K BLUE/GREEN/RED/RGB W/W/O SENSOR	IL104	luminaria decorativa exterior
66	INGROUND LAMP/IL105/LED 85-265V/100-240V/120V/220V 1W/1.5W/2W/3W/3.5W/4W/5W/6W/7W/8W/9W/10W/11W/12W/15W/18W/20W/24W/25W 28W/30W/35W/40W/50W/60W/70W/80W/100W 2700K-7000K BLUE/GREEN/RED/RGB W/W/O SENSOR	IL105	luminaria decorativa exterior
67	INGROUND LAMP/IL108/LED 85-265V/100-240V/120V/220V 1W/1.5W/2W/3W/3.5W/4W/5W/6W/7W/8W/9W/10W/11W/12W/15W/18W/20W/24W/25W 28W/30W/35W/40W/50W/60W/70W/80W/100W 2700K-7000K BLUE/GREEN/RED/RGB W/W/O SENSOR	IL108	luminaria decorativa exterior
68	INGROUND LAMP/IL109/LED 85-265V/100-240V/120V/220V 1W/1.5W/2W/3W/3.5W/4W/5W/6W/7W/8W/9W/10W/11W/12W/15W/18W/20W/24W/25W 28W/30W/35W/40W/50W/60W/70W/80W/100W 2700K-7000K BLUE/GREEN/RED/RGB W/W/O SENSOR	IL109	luminaria decorativa exterior




ISO/IEC 17065-2012
11-CPR-005



ANEXO No. 2
Certificado de Conformidad N.º. CS-LCO-11306-2019
Luminarias uso exterior y alumbrado público

ÍTEM	DESCRIPCIÓN	REFERENCIA	FAMILIA
69	INGROUND LAMP/IL110/LED 85-265V/100-240V/120V/220V 1W/1.5W/2W/3W/3.5W/4W/5W/6W/7W/8W/9W/10W/11W/12W/15W/18W/20W/24W/25W 28W/30W/35W/40W/50W/60W/70W/80W/100W 2700K-7000K BLUE/GREEN/RED/RGB W/W/O SENSOR	IL110	luminaria decorativa exterior
70	INGROUND LAMP/SP2104-LED/LED 85-265V/100-240V/120V/220V 1W/1.5W/2W/3W/3.5W/4W/5W/6W/7W/8W/9W/10W/11W/12W/15W/18W/20W/24W/25W 28W/30W/35W/40W/50W/60W/70W/80W/100W 2700K-7000K BLUE/GREEN/RED/RGB W/W/O SENSOR	SP2104-LED	luminaria decorativa exterior
71	INGROUND LAMP/SP2104/LED 85-265V/100-240V/120V/220V 1W/1.5W/2W/3W/3.5W/4W/5W/6W/7W/8W/9W/10W/11W/12W/15W/18W/20W/24W/25W 28W/30W/35W/40W/50W/60W/70W/80W/100W 2700K-7000K BLUE/GREEN/RED/RGB W/W/O SENSOR	SP2104	luminaria decorativa exterior
72	INGROUND LAMP/IL238/LED 85-265V/100-240V/120V/220V 1W/1.5W/2W/3W/3.5W/4W/5W/6W/7W/8W/9W/10W/11W/12W/15W/18W/20W/24W/25W 28W/30W/35W/40W/50W/60W/70W/80W/100W 2700K-7000K BLUE/GREEN/RED/RGB W/W/O SENSOR.	IL238	luminaria decorativa exterior
73	REFLECTOR/LG709/L/G SL 85-265V/85-300V/100-240V/120V/220V LED 5W/8W/10W/15W/20W/25W/30W/50W/60W/70W/80W/100W/120W/150W/180W/200W/250W/300W/400W/500W/600W/700W/800W/880W/900W/906W/1000W/1200W/1500W 2700-7000K BLUE/GREEN/RED/RGB W/W/O CONTROLLER/ W/W/O SENSOR IP 65 Class I	LG709	luminaria exterior
74	REFLECTOR/LG198/L/G SL 85-265V/85-300V/100-240V/120V/220V LED 5W/8W/10W/15W/20W/25W/30W/50W/60W/70W/80W/100W/120W/150W/180W/200W/250W/300W/400W/500W/600W/700W/800W/880W/900W/906W/1000W/1200W/1500W 2700-7000K BLUE/GREEN/RED/RGB W/W/O CONTROLLER/ W/W/O SENSOR IP 65 Class I	LG198	luminaria exterior
75	REFLECTOR/LG715/L/G SL 85-265V/85-300V/100-240V/120V/220V LED 5W/8W/10W/15W/20W/25W/30W/50W/60W/70W/80W/100W/120W/150W/180W/200W/250W/300W/400W/500W/600W/700W/800W/880W/900W/906W/1000W/1200W/1500W 2700-7000K BLUE/GREEN/RED/RGB W/W/O CONTROLLER/ W/W/O SENSOR IP 65 Class I	LG715	luminaria exterior
76	REFLECTOR/LG158/L/G SL 85-265V/85-300V/100-240V/120V/220V LED 5W/8W/10W/15W/20W/25W/30W/50W/60W/70W/80W/100W/120W/150W/180W/200W/250W/300W/400W/500W/600W/700W/800W/880W/900W/906W/1000W/1200W/1500W 2700-7000K BLUE/GREEN/RED/RGB W/W/O CONTROLLER/ W/W/O SENSOR IP 65 Class I	LG158	luminaria exterior
77	REFLECTOR/LG712/L/G SL 85-265V/85-300V/100-240V/120V/220V LED 5W/8W/10W/15W/20W/25W/30W/50W/60W/70W/80W/100W/120W/150W/180W/200W/250W/300W/400W/500W/600W/700W/800W/880W/900W/906W/1000W/1200W/1500W 2700-7000K BLUE/GREEN/RED/RGB W/W/O CONTROLLER/ W/W/O SENSOR IP 65 Class I	LG712	luminaria exterior
78	REFLECTOR/LG189/L/G SL 85-265V/85-300V/100-240V/120V/220V LED 5W/8W/10W/15W/20W/25W/30W/50W/60W/70W/80W/100W/120W/150W/180W/200W/250W/300W/400W/500W/600W/700W/800W/880W/900W/906W/1000W/1200W/1500W 2700-7000K BLUE/GREEN/RED/RGB W/W/O CONTROLLER/ W/W/O SENSOR IP 65 Class I	LG189	luminaria exterior
79	REFLECTOR/LG718/L/G SL 85-265V/85-300V/100-240V/120V/220V LED 5W/8W/10W/15W/20W/25W/30W/50W/60W/70W/80W/100W/120W/150W/180W/200W/250W/300W/400W/500W/600W/700W/800W/880W/900W/906W/1000W/1200W/1500W 2700-7000K BLUE/GREEN/RED/RGB W/W/O CONTROLLER/ W/W/O SENSOR IP 65 Class I	LG718	luminaria exterior
80	REFLECTOR/LG135/L/G SL 85-265V/85-300V/100-240V/120V/220V LED 5W/8W/10W/15W/20W/25W/30W/50W/60W/70W/80W/100W/120W/150W/180W/200W/250W/300W/400W/500W/600W/700W/800W/880W/900W/906W/1000W/1200W/1500W 2700-7000K BLUE/GREEN/RED/RGB W/W/O CONTROLLER/ W/W/O SENSOR IP 65 Class I	LG135	luminaria exterior
81	REFLECTOR/LG147/L/G SL 85-265V/85-300V/100-240V/120V/220V LED 5W/8W/10W/15W/20W/25W/30W/50W/60W/70W/80W/100W/120W/150W/180W/200W/250W/300W/400W/500W/600W/700W/800W/880W/900W/906W/1000W/1200W/1500W 2700-7000K BLUE/GREEN/RED/RGB W/W/O CONTROLLER/ W/W/O SENSOR IP 65 Class I	LG147	luminaria exterior
82	REFLECTOR/LG301/L/G SL 85-265V/85-300V/100-240V/120V/220V LED 5W/8W/10W/15W/20W/25W/30W/50W/60W/70W/80W/100W/120W/150W/180W/200W/250W/300W/400W/500W/600W/700W/800W/880W/900W/906W/1000W/1200W/1500W 2700-7000K BLUE/GREEN/RED/RGB W/W/O CONTROLLER/ W/W/O SENSOR IP 65 Class I	LG301	luminaria exterior



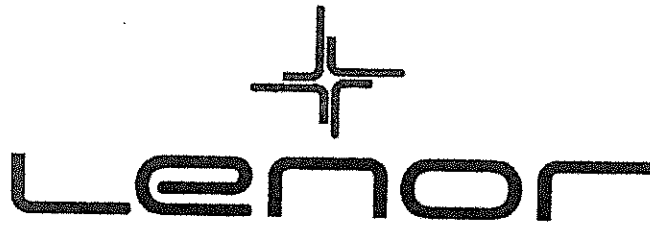


ANEXO No. 2
Certificado de Conformidad N.º. CS-LCO-11306-2019
Luminarias uso exterior y alumbrado público

ÍTEM	DESCRIPCIÓN	REFERENCIA	FAMILIA
83	REFLECTOR/LG206/L/G SL 85-265V/85-300V/100-240V/120V/220V LED 5W/8W/10W/15W/20W/25W/30W/50W/60W/70W/80W/100W/120W/150W/180W/200W/250W/300W/400W/500W/600W/700W/800W/880W/900W/906W/1000W/1200W/1500W 2700-7000K BLUE/GREEN/RED/RGB W/W/O CONTROLLER/ W/W/O SENSOR IP 65 Class I	LG206	luminaria exterior
84	REFLECTOR/LG168/L/G SL 85-265V/85-300V/100-240V/120V/220V LED 5W/8W/10W/15W/20W/25W/30W/50W/60W/70W/80W/100W/120W/150W/180W/200W/250W/300W/400W/500W/600W/700W/800W/880W/900W/906W/1000W/1200W/1500W 2700-7000K BLUE/GREEN/RED/RGB W/W/O CONTROLLER/ W/W/O SENSOR IP 65 Class I	LG168	luminaria exterior
85	REFLECTOR/LG176/L/G SL 85-265V/85-300V/100-240V/120V/220V LED 5W/8W/10W/15W/20W/25W/30W/50W/60W/70W/80W/100W/120W/150W/180W/200W/250W/300W/400W/500W/600W/700W/800W/880W/900W/906W/1000W/1200W/1500W 2700-7000K BLUE/GREEN/RED/RGB W/W/O CONTROLLER/ W/W/O SENSOR IP 65 Class I	LG176	luminaria exterior
86	REFLECTOR/LG199/L/G SL 85-265V/85-300V/100-240V/120V/220V LED 5W/8W/10W/15W/20W/25W/30W/50W/60W/70W/80W/100W/120W/150W/180W/200W/250W/300W/400W/500W/600W/700W/800W/880W/900W/906W/1000W/1200W/1500W 2700-7000K BLUE/GREEN/RED/RGB W/W/O CONTROLLER/ W/W/O SENSOR IP 65 Class I	LG199	luminaria exterior
87	REFLECTOR/LG178/L/G SL 85-265V/85-300V/100-240V/120V/220V LED 5W/8W/10W/15W/20W/25W/30W/50W/60W/70W/80W/100W/120W/150W/180W/200W/250W/300W/400W/500W/600W/700W/800W/880W/900W/906W/1000W/1200W/1500W 2700-7000K BLUE/GREEN/RED/RGB W/W/O CONTROLLER/ W/W/O SENSOR IP 65 Class I	LG178	luminaria exterior
88	REFLECTOR/LG179/L/G SL 85-265V/85-300V/100-240V/120V/220V LED 5W/8W/10W/15W/20W/25W/30W/50W/60W/70W/80W/100W/120W/150W/180W/200W/250W/300W/400W/500W/600W/700W/800W/880W/900W/906W/1000W/1200W/1500W 2700-7000K BLUE/GREEN/RED/RGB W/W/O CONTROLLER/ W/W/O SENSOR IP 65 Class I	LG179	luminaria exterior
89	REFLECTOR/LG210/L/G SL 85-265V/85-300V/100-240V/120V/220V LED 5W/8W/10W/15W/20W/25W/30W/50W/60W/70W/80W/100W/120W/150W/180W/200W/250W/300W/400W/500W/600W/700W/800W/880W/900W/906W/1000W/1200W/1500W 2700-7000K BLUE/GREEN/RED/RGB W/W/O CONTROLLER/ W/W/O SENSOR IP 65 Class I	LG210	luminaria exterior
90	REFLECTOR/LG103/L/G SL 85-265V/85-300V/100-240V/120V/220V LED 5W/8W/10W/15W/20W/25W/30W/50W/60W/70W/80W/100W/120W/150W/180W/200W/250W/300W/400W/500W/600W/700W/800W/880W/900W/906W/1000W/1200W/1500W 2700-7000K BLUE/GREEN/RED/RGB W/W/O CONTROLLER/ W/W/O SENSOR IP 65 Class I	LG103	luminaria exterior
91	REFLECTOR/LG601/L/G SL 85-265V/85-300V/100-240V/120V/220V LED 5W/8W/10W/15W/20W/25W/30W/50W/60W/70W/80W/100W/120W/150W/180W/200W/250W/300W/400W/500W/600W/700W/800W/880W/900W/906W/1000W/1200W/1500W 2700-7000K BLUE/GREEN/RED/RGB W/W/O CONTROLLER/ W/W/O SENSOR IP 65 Class I	LG601	luminaria exterior
92	REFLECTOR/LG610/L/G SL 85-265V/85-300V/100-240V/120V/220V LED 5W/8W/10W/15W/20W/25W/30W/50W/60W/70W/80W/100W/120W/150W/180W/200W/250W/300W/400W/500W/600W/700W/800W/880W/900W/906W/1000W/1200W/1500W 2700-7000K BLUE/GREEN/RED/RGB W/W/O CONTROLLER/ W/W/O SENSOR IP 65 Class I	LG610	luminaria exterior
93	REFLECTOR/LG611/L/G SL 85-265V/85-300V/100-240V/120V/220V LED 5W/8W/10W/15W/20W/25W/30W/50W/60W/70W/80W/100W/120W/150W/180W/200W/250W/300W/400W/500W/600W/700W/800W/880W/900W/906W/1000W/1200W/1500W 2700-7000K BLUE/GREEN/RED/RGB W/W/O CONTROLLER/ W/W/O SENSOR IP 65 Class I	LG611	luminaria exterior
94	REFLECTOR/LG615/L/G SL 85-265V/85-300V/100-240V/120V/220V LED 5W/8W/10W/15W/20W/25W/30W/50W/60W/70W/80W/100W/120W/150W/180W/200W/250W/300W/400W/500W/600W/700W/800W/880W/900W/906W/1000W/1200W/1500W 2700-7000K BLUE/GREEN/RED/RGB W/W/O CONTROLLER/ W/W/O SENSOR IP 65 Class I	LG615	luminaria exterior
95	REFLECTOR/LG801/L/G SL 85-265V/85-300V/100-240V/120V/220V LED 5W/8W/10W/15W/20W/25W/30W/50W/60W/70W/80W/100W/120W/150W/180W/200W/250W/300W/400W/500W/600W/700W/800W/880W/900W/906W/1000W/1200W/1500W 2700-7000K BLUE/GREEN/RED/RGB W/W/O CONTROLLER/ W/W/O SENSOR IP 65 Class I	LG801	luminaria exterior
96	REFLECTOR/LG802/L/G SL 85-265V/85-300V/100-240V/120V/220V LED 5W/8W/10W/15W/20W/25W/30W/50W/60W/70W/80W/100W/120W/150W/180W/200W/250W/300W/400W/500W/600W/700W/800W/880W/900W/906W/1000W/1200W/1500W 2700-7000K BLUE/GREEN/RED/RGB W/W/O CONTROLLER/ W/W/O SENSOR IP 65 Class I	LG802	luminaria exterior



ISO/IEC 17065-2012
11-CPR-005




ANEXO No. 2
Certificado de Conformidad N.º. CS-LCO-11306-2019
Luminarias uso exterior y alumbrado público

ITEM	DESCRIPCIÓN	REFERENCIA	FAMILIA
97	PIN LAMP/LL545/LL 85-265V/100-240V/120V/220V/12V/24V/3.7V LED SGL BATTERY:100-1500MAH WORK TIME:6-10HOURS NO/OFF SWITCH 0.06W/0.6W/1W/2W/3W/4W/5W/6W/7W/8W/9W/10W/12W/15W/18W/20W/24W/30W	LL545	luminaria exterior
98	PIN LAMP/PA4001-1/LL 85-265V/100-240V/120V/220V/12V/24V/3.7V LED SGL BATTERY:100-1500MAH WORK TIME:6-10HOURS NO/OFF SWITCH 0.06W/0.6W/1W/2W/3W/4W/5W/6W/7W/8W/9W/10W/12W/15W/18W/20W/24W/30W	PA4001-1	luminaria exterior
99	PIN LAMP/PA5025/LL 85-265V/100-240V/120V/220V/12V/24V/3.7V LED SGL BATTERY:100-1500MAH WORK TIME:6-10HOURS NO/OFF SWITCH 0.06W/0.6W/1W/2W/3W/4W/5W/6W/7W/8W/9W/10W/12W/15W/18W/20W/24W/30W	PA5025	luminaria exterior
100	PIN LAMP/PA5026/LL 85-265V/100-240V/120V/220V/12V/24V/3.7V LED SGL BATTERY:100-1500MAH WORK TIME:6-10HOURS NO/OFF SWITCH 0.06W/0.6W/1W/2W/3W/4W/5W/6W/7W/8W/9W/10W/12W/15W/18W/20W/24W/30W	PA5026	luminaria exterior
101	PIN LAMP/PA4002/LL 85-265V/100-240V/120V/220V/12V/24V/3.7V LED SGL BATTERY:100-1500MAH WORK TIME:6-10HOURS NO/OFF SWITCH 0.06W/0.6W/1W/2W/3W/4W/5W/6W/7W/8W/9W/10W/12W/15W/18W/20W/24W/30W	PA4002	luminaria exterior
102	PIN LAMP/GL2197/LL 85-265V/100-240V/120V/220V/12V/24V/3.7V LED SGL BATTERY:100-1500MAH WORK TIME:6-10HOURS NO/OFF SWITCH 0.06W/0.6W/1W/2W/3W/4W/5W/6W/7W/8W/9W/10W/12W/15W/18W/20W/24W/30W	GL2197	luminaria exterior
103	PIN LAMP/PA305/LL 85-265V/100-240V/120V/220V/12V/24V/3.7V LED SGL BATTERY:100-1500MAH WORK TIME:6-10HOURS NO/OFF SWITCH 0.06W/0.6W/1W/2W/3W/4W/5W/6W/7W/8W/9W/10W/12W/15W/18W/20W/24W/30W	PA305	luminaria exterior
104	STREET LAMP/RL007/L/G SL 85-265V/85-300V/100-240V/120V/220V LED 5W/8W/10W/15W/20W/25W/30W/50W/40W/60W/70W/80W/100W/120W/150W/180W/200W/250W/300W/400W/500W/600W/700W/800W/900W/1000W 2700-7000K BLUE/GREEN/RED/RGB W/W/O CONTROLLER W/W/SENSOR IP 65 Class I	RL007	luminaria alumbrado público
105	STREET LAMP/RL159/L/G SL 85-265V/85-300V/100-240V/120V/220V LED 5W/8W/10W/15W/20W/25W/30W/50W/40W/60W/70W/80W/100W/120W/150W/180W/200W/250W/300W/400W/500W/600W/700W/800W/900W/1000W 2700-7000K BLUE/GREEN/RED/RGB W/W/O CONTROLLER W/W/SENSOR IP 65 Class I	RL159	luminaria alumbrado público
106	STREET LAMP/RL006/L/G SL 85-265V/85-300V/100-240V/120V/220V LED 5W/8W/10W/15W/20W/25W/30W/50W/40W/60W/70W/80W/100W/120W/150W/180W/200W/250W/300W/400W/500W/600W/700W/800W/900W/1000W 2700-7000K BLUE/GREEN/RED/RGB W/W/O CONTROLLER W/W/SENSOR IP 65 Class I	RL006	luminaria alumbrado público
107	STREET LAMP/RL173/L/G SL 85-265V/85-300V/100-240V/120V/220V LED 5W/8W/10W/15W/20W/25W/30W/50W/40W/60W/70W/80W/100W/120W/150W/180W/200W/250W/300W/400W/500W/600W/700W/800W/900W/1000W 2700-7000K BLUE/GREEN/RED/RGB W/W/O CONTROLLER W/W/SENSOR IP 65 Class I	RL173	luminaria alumbrado público
108	STREET LAMP/RL010/L/G SL 85-265V/85-300V/100-240V/120V/220V LED 5W/8W/10W/15W/20W/25W/30W/50W/40W/60W/70W/80W/100W/120W/150W/180W/200W/250W/300W/400W/500W/600W/700W/800W/900W/1000W 2700-7000K BLUE/GREEN/RED/RGB W/W/O CONTROLLER W/W/SENSOR IP 65 Class I	RL010	luminaria alumbrado público
109	STREET LAMP/RL156/L/G SL 85-265V/85-300V/100-240V/120V/220V LED 5W/8W/10W/15W/20W/25W/30W/50W/40W/60W/70W/80W/100W/120W/150W/180W/200W/250W/300W/400W/500W/600W/700W/800W/900W/1000W 2700-7000K BLUE/GREEN/RED/RGB W/W/O CONTROLLER W/W/SENSOR IP 65 Class I	RL156	luminaria alumbrado público
110	STREET LAMP/LG602/L/G SL 85-265V/85-300V/100-240V/120V/220V LED 5W/8W/10W/15W/20W/25W/30W/50W/40W/60W/70W/80W/100W/120W/150W/180W/200W/250W/300W/400W/500W/600W/700W/800W/900W/1000W 2700-7000K BLUE/GREEN/RED/RGB W/W/O CONTROLLER W/W/SENSOR IP 65 Class I	LG602	luminaria alumbrado público
111	STREET LAMP/RL108/L/G SL 85-265V/85-300V/100-240V/120V/220V LED 5W/8W/10W/15W/20W/25W/30W/50W/40W/60W/70W/80W/100W/120W/150W/180W/200W/250W/300W/400W/500W/600W/700W/800W/900W/1000W 2700-7000K BLUE/GREEN/RED/RGB W/W/O CONTROLLER W/W/SENSOR IP 65 Class I	RL108	luminaria alumbrado público
112	STREET LAMP/RL116/L/G SL 85-265V/85-300V/100-240V/120V/220V LED 5W/8W/10W/15W/20W/25W/30W/50W/40W/60W/70W/80W/100W/120W/150W/180W/200W/250W	RL116	luminaria alumbrado público




ISO/IEC 17065-2012
11-CPR-005



ANEXO No. 2					
Certificado de Conformidad N.º. CS-LCO-11306-2019					
Luminarias uso exterior y alumbrado público					
ÍTEM	DESCRIPCIÓN			REFERENCIA	FAMILIA
	W/300W/400W/500W/600W/700W/800W/900W/1000W 2700-7000K BLUE/GREEN/RED/RGB W/W/O CONTROLLER W/W/SENSOR IP 65 Class I				
113	STREET LAMP/RL110/L/G SL 85-265V/85-300V/100-240V/120V/220V LED 5W/8W/10W/15W/20W/25W/30W/50W/40W/60W/70W/80W/100W/120W/150W/180W/200W/250 W/300W/400W/500W/600W/700W/800W/900W/1000W 2700-7000K BLUE/GREEN/RED/RGB W/W/O CONTROLLER W/W/SENSOR IP 65 Class I			RL110	luminaria alumbrado público
114	STREET LAMP/RL160/L/G SL 85-265V/85-300V/100-240V/120V/220V LED 5W/8W/10W/15W/20W/25W/30W/50W/40W/60W/70W/80W/100W/120W/150W/180W/200W/250 W/300W/400W/500W/600W/700W/800W/900W/1000W 2700-7000K BLUE/GREEN/RED/RGB W/W/O CONTROLLER W/W/SENSOR IP 65 Class I			RL160	luminaria alumbrado público
115	STREET LAMP/RL151/L/G SL 85-265V/85-300V/100-240V/120V/220V LED 5W/8W/10W/15W/20W/25W/30W/50W/40W/60W/70W/80W/100W/120W/150W/180W/200W/250 W/300W/400W/500W/600W/700W/800W/900W/1000W 2700-7000K BLUE/GREEN/RED/RGB W/W/O CONTROLLER W/W/SENSOR IP 65 Class I			RL151	luminaria alumbrado público
116	STREET LAMP/RL205/L/G SL 85-265V/85-300V/100-240V/120V/220V LED 5W/8W/10W/15W/20W/25W/30W/50W/40W/60W/70W/80W/100W/120W/150W/180W/200W/250 W/300W/400W/500W/600W/700W/800W/900W/1000W 2700-7000K BLUE/GREEN/RED/RGB W/W/O CONTROLLER W/W/SENSOR IP 65 Class I			RL205	luminaria alumbrado público
117	STREET LAMP/RL301/L/G SL 85-265V/85-300V/100-240V/120V/220V LED 5W/8W/10W/15W/20W/25W/30W/50W/40W/60W/70W/80W/100W/120W/150W/180W/200W/250 W/300W/400W/500W/600W/700W/800W/900W/1000W 2700-7000K BLUE/GREEN/RED/RGB W/W/O CONTROLLER W/W/SENSOR IP 65 Class I			RL301	luminaria alumbrado público
118	STREET LAMP/RL302/L/G SL 85-265V/85-300V/100-240V/120V/220V LED 5W/8W/10W/15W/20W/25W/30W/50W/40W/60W/70W/80W/100W/120W/150W/180W/200W/250 W/300W/400W/500W/600W/700W/800W/900W/1000W 2700-7000K BLUE/GREEN/RED/RGB W/W/O CONTROLLER W/W/SENSOR IP 65 Class I			RL302	luminaria alumbrado público
119	STREET LAMP/RL008/L/G SL 85-265V/85-300V/100-240V/120V/220V LED 5W/8W/10W/15W/20W/25W/30W/50W/40W/60W/70W/80W/100W/120W/150W/180W/200W/250 W/300W/400W/500W/600W/700W/800W/900W/1000W 2700-7000K BLUE/GREEN/RED/RGB W/W/O CONTROLLER W/W/SENSOR IP 65 Class I			RL008	luminaria alumbrado público
120	STREET LAMP/RL009/L/G SL 85-265V/85-300V/100-240V/120V/220V LED 5W/8W/10W/15W/20W/25W/30W/50W/40W/60W/70W/80W/100W/120W/150W/180W/200W/250 W/300W/400W/500W/600W/700W/800W/900W/1000W 2700-7000K BLUE/GREEN/RED/RGB W/W/O CONTROLLER W/W/SENSOR IP 65 Class I			RL009	luminaria alumbrado público
121	STREET LAMP/RL010/L/G SL 85-265V/85-300V/100-240V/120V/220V LED 5W/8W/10W/15W/20W/25W/30W/50W/40W/60W/70W/80W/100W/120W/150W/180W/200W/250 W/300W/400W/500W/600W/700W/800W/900W/1000W 2700-7000K BLUE/GREEN/RED/RGB W/W/O CONTROLLER W/W/SENSOR IP 65 Class I			RL010	luminaria alumbrado público
122	STREET LAMP/RL011/L/G SL 85-265V/85-300V/100-240V/120V/220V LED 5W/8W/10W/15W/20W/25W/30W/50W/40W/60W/70W/80W/100W/120W/150W/180W/200W/250 W/300W/400W/500W/600W/700W/800W/900W/1000W 2700-7000K BLUE/GREEN/RED/RGB W/W/O CONTROLLER W/W/SENSOR IP 65 Class I			RL011	luminaria alumbrado público
123	STREET LAMP/RL012/L/G SL 85-265V/85-300V/100-240V/120V/220V LED 5W/8W/10W/15W/20W/25W/30W/50W/40W/60W/70W/80W/100W/120W/150W/180W/200W/250 W/300W/400W/500W/600W/700W/800W/900W/1000W 2700-7000K BLUE/GREEN/RED/RGB W/W/O CONTROLLER W/W/SENSOR IP 65 Class I			RL012	luminaria alumbrado público
124	STREET LAMP/RL013/L/G SL 85-265V/85-300V/100-240V/120V/220V LED 5W/8W/10W/15W/20W/25W/30W/50W/40W/60W/70W/80W/100W/120W/150W/180W/200W/250 W/300W/400W/500W/600W/700W/800W/900W/1000W 2700-7000K BLUE/GREEN/RED/RGB W/W/O CONTROLLER W/W/SENSOR IP 65 Class I			RL013	luminaria alumbrado público
125	GARDEN LAMP/SL031/LED 85-265V/100-240V/120V 1W/1.5W/2W/3W/4W/5W/6W/7W/8W/9W/10W/11W/12W/15W/18W/20W/24W 2700K-7002K BLUE/GREEN/RED/RGB W/W/O SENSOR			SL031	luminaria decorativa
126	GARDEN LAMP/UR1823/LED 85-265V/100-240V/120V 1W/1.5W/2W/3W/4W/5W/6W/7W/8W/9W/10W/11W/12W/15W/18W/20W/24W 2700K-7002K BLUE/GREEN/RED/RGB W/W/O SENSOR			UR1823	luminaria decorativa



ISO/IEC 17065-2012
11-CPR-005

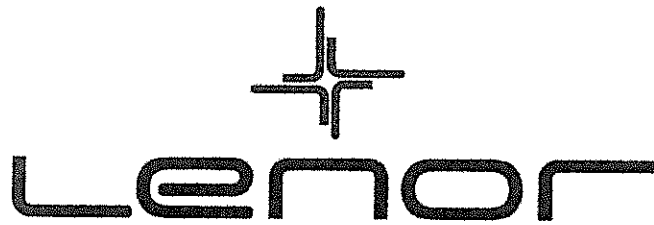


ANEXO No. 2
Certificado de Conformidad N.º. CS-LCO-11306-2019
Luminarias uso exterior y alumbrado público

ÍTEM	DESCRIPCIÓN	REFERENCIA	FAMILIA
127	GARDEN LAMP/UR1701/LED 85-265V/100-240V/120V 1W/1.5W/2W/3W/4W/5W/6W/7W/8W/9W/10W/11W/12W/15W/18W/20W/24W 2700K-7002K BLUE/GREEN/RED/RGB W/W/O SENSOR	UR1701	luminaria decorativa
128	GARDEN LAMP/UR1702/LED 85-265V/100-240V/120V 1W/1.5W/2W/3W/4W/5W/6W/7W/8W/9W/10W/11W/12W/15W/18W/20W/24W 2700K-7002K BLUE/GREEN/RED/RGB W/W/O SENSOR	UR1702	luminaria decorativa
129	GARDEN LAMP/UR1703/LED 85-265V/100-240V/120V 1W/1.5W/2W/3W/4W/5W/6W/7W/8W/9W/10W/11W/12W/15W/18W/20W/24W 2700K-7002K BLUE/GREEN/RED/RGB W/W/O SENSOR	UR1703	luminaria decorativa
130	GARDEN LAMP/UR1071/LED 85-265V/100-240V/120V 1W/1.5W/2W/3W/4W/5W/6W/7W/8W/9W/10W/11W/12W/15W/18W/20W/24W 2700K-7002K BLUE/GREEN/RED/RGB W/W/O SENSOR	UR1071	luminaria decorativa
131	GARDEN LAMP/UR1072/LED 85-265V/100-240V/120V 1W/1.5W/2W/3W/4W/5W/6W/7W/8W/9W/10W/11W/12W/15W/18W/20W/24W 2700K-7002K BLUE/GREEN/RED/RGB W/W/O SENSOR	UR1072	luminaria decorativa
132	WASH LAMP/LW115/LED 85-265V/100-240V/120V/220V/110-130V 1W/1.5W/2W/3W/4W/5W/6W/7W/8W/9W/10W/11W/12W/15W/18W/20W/24W/25W 28W/30W/35W/36W/40W/50W/60W/70W/80W/100W 2700K-7006K BLUE/GREEN/RED/RGB W/W/O SENSOR	LW115	luminaria decorativa
133	WASH LAMP/LW107/LED 85-265V/100-240V/120V/220V/110-130V 1W/1.5W/2W/3W/4W/5W/6W/7W/8W/9W/10W/11W/12W/15W/18W/20W/24W/25W 28W/30W/35W/36W/40W/50W/60W/70W/80W/100W 2700K-7006K BLUE/GREEN/RED/RGB W/W/O SENSOR	WW107	luminaria decorativa
134	WASH LAMP/LW109/LED 85-265V/100-240V/120V/220V/110-130V 1W/1.5W/2W/3W/4W/5W/6W/7W/8W/9W/10W/11W/12W/15W/18W/20W/24W/25W 28W/30W/35W/36W/40W/50W/60W/70W/80W/100W 2700K-7006K BLUE/GREEN/RED/RGB W/W/O SENSOR	WW109	luminaria decorativa
135	WASH LAMP/LW110/LED 85-265V/100-240V/120V/220V/110-130V 1W/1.5W/2W/3W/4W/5W/6W/7W/8W/9W/10W/11W/12W/15W/18W/20W/24W/25W 28W/30W/35W/36W/40W/50W/60W/70W/80W/100W 2700K-7006K BLUE/GREEN/RED/RGB W/W/O SENSOR	WW110	luminaria decorativa
136	WASH LAMP/LW133/LED 85-265V/100-240V/120V/220V/110-130V 1W/1.5W/2W/3W/4W/5W/6W/7W/8W/9W/10W/11W/12W/15W/18W/20W/24W/25W 28W/30W/35W/36W/40W/50W/60W/70W/80W/100W 2700K-7006K BLUE/GREEN/RED/RGB W/W/O SENSOR	WW133	luminaria decorativa
137	WASH LAMP/LW123/LED 85-265V/100-240V/120V/220V/110-130V 1W/1.5W/2W/3W/4W/5W/6W/7W/8W/9W/10W/11W/12W/15W/18W/20W/24W/25W 28W/30W/35W/36W/40W/50W/60W/70W/80W/100W 2700K-7006K BLUE/GREEN/RED/RGB W/W/O SENSOR	WW123	luminaria decorativa
138	WASH LAMP/LW125/LED 85-265V/100-240V/120V/220V/110-130V 1W/1.5W/2W/3W/4W/5W/6W/7W/8W/9W/10W/11W/12W/15W/18W/20W/24W/25W 28W/30W/35W/36W/40W/50W/60W/70W/80W/100W 2700K-7006K BLUE/GREEN/RED/RGB W/W/O SENSOR	WW125	luminaria decorativa
139	WASH LAMP/LW127/LED 85-265V/100-240V/120V/220V/110-130V 1W/1.5W/2W/3W/4W/5W/6W/7W/8W/9W/10W/11W/12W/15W/18W/20W/24W/25W 28W/30W/35W/36W/40W/50W/60W/70W/80W/100W 2700K-7006K BLUE/GREEN/RED/RGB W/W/O SENSOR	WW127	luminaria decorativa
140	WASH LAMP/LW100/LED 85-265V/100-240V/120V/220V/110-130V 1W/1.5W/2W/3W/4W/5W/6W/7W/8W/9W/10W/11W/12W/15W/18W/20W/24W/25W 28W/30W/35W/36W/40W/50W/60W/70W/80W/100W 2700K-7006K BLUE/GREEN/RED/RGB W/W/O SENSOR	LW100	luminaria decorativa
141	WASH LAMP/LW101/LED 85-265V/100-240V/120V/220V/110-130V 1W/1.5W/2W/3W/4W/5W/6W/7W/8W/9W/10W/11W/12W/15W/18W/20W/24W/25W 28W/30W/35W/36W/40W/50W/60W/70W/80W/100W 2700K-7006K BLUE/GREEN/RED/RGB W/W/O SENSOR	LW101	luminaria decorativa



ISO/IEC 17065-2012
11-CPR-005



ANEXO No. 2
Certificado de Conformidad N.º. CS-LCO-11306-2019
Luminarias uso exterior y alumbrado público

ÍTEM	DESCRIPCIÓN	REFERENCIA	FAMILIA
142	WASH LAMP/LW102/LED 85-265V/100-240V/120V/220V/110-130V 1W/1.5W/2W/3W/4W/5W/6W/7W/8W/9W/10W/11W/12W/15W/18W/20W/24W/25W 28W/30W/35W/36W/40W/50W/60W/70W/80W/100W 2700K-7006K BLUE/GREEN/RED/RGB W/W/O SENSOR	LW102	luminaria decorativa
143	WASH LAMP/LW103/LED 85-265V/100-240V/120V/220V/110-130V 1W/1.5W/2W/3W/4W/5W/6W/7W/8W/9W/10W/11W/12W/15W/18W/20W/24W/25W 28W/30W/35W/36W/40W/50W/60W/70W/80W/100W 2700K-7006K BLUE/GREEN/RED/RGB W/W/O SENSOR	LW103	luminaria decorativa
144	WASH LAMP/LW104/LED 85-265V/100-240V/120V/220V/110-130V 1W/1.5W/2W/3W/4W/5W/6W/7W/8W/9W/10W/11W/12W/15W/18W/20W/24W/25W 28W/30W/35W/36W/40W/50W/60W/70W/80W/100W 2700K-7006K BLUE/GREEN/RED/RGB W/W/O SENSOR	LW104	luminaria decorativa
145	WASH LAMP/LW105/LED 85-265V/100-240V/120V/220V/110-130V 1W/1.5W/2W/3W/4W/5W/6W/7W/8W/9W/10W/11W/12W/15W/18W/20W/24W/25W 28W/30W/35W/36W/40W/50W/60W/70W/80W/100W 2700K-7006K BLUE/GREEN/RED/RGB W/W/O SENSOR	LW105	luminaria decorativa
146	WASH LAMP/LW106/LED 85-265V/100-240V/120V/220V/110-130V 1W/1.5W/2W/3W/4W/5W/6W/7W/8W/9W/10W/11W/12W/15W/18W/20W/24W/25W 28W/30W/35W/36W/40W/50W/60W/70W/80W/100W 2700K-7006K BLUE/GREEN/RED/RGB W/W/O SENSOR	LW106	luminaria decorativa
147	WASH LAMP/LW107/LED 85-265V/100-240V/120V/220V/110-130V 1W/1.5W/2W/3W/4W/5W/6W/7W/8W/9W/10W/11W/12W/15W/18W/20W/24W/25W 28W/30W/35W/36W/40W/50W/60W/70W/80W/100W 2700K-7006K BLUE/GREEN/RED/RGB W/W/O SENSOR	LW107	luminaria decorativa
148	WASH LAMP/LW108/LED 85-265V/100-240V/120V/220V/110-130V 1W/1.5W/2W/3W/4W/5W/6W/7W/8W/9W/10W/11W/12W/15W/18W/20W/24W/25W 28W/30W/35W/36W/40W/50W/60W/70W/80W/100W 2700K-7006K BLUE/GREEN/RED/RGB W/W/O SENSOR	LW108	luminaria decorativa

FIN DEL ANEXO 2



ISO/IEC 17065-2012
11-CPR-005




ANEXO No. 3
Certificado de Conformidad No. C5-LCO-11306-2019
LUMINARIAS DECORATIVAS

ÍTEM	DESCRIPCIÓN	REFERENCIA	FAMILIA
1	Led Rigid Stripes/LR810 12V/24V/120V/100-240V/85-265V/60HZ IP20/IP44/IP65/IP67 2700K-7000K	LR810	Led Rigid Stripes
2	Led Strope Lights /LR910 12V/24V/120V/100-240V/85-265V/60HZ IP20/IP44/IP65/IP67 White/Warm White/Cool White/Red/Green/Blue/Yellow/Pink/Lemon/RGB	LR910	Led Strope Lights
3	Led Strope Lights/LR911 12V/24V/120V/100-240V/85-265V/60HZ IP20/IP44/IP65/IP67 White/Warm White/Cool White/Red/Green/Blue/Yellow/Pink/Lemon/RGB	LR911	Led Strope Lights
4	Led Strope Lights/LR912 12V/24V/120V/100-240V/85-265V/60HZ IP20/IP44/IP65/IP67 White/Warm White/Cool White/Red/Green/Blue/Yellow/Pink/Lemon/RGB	LR912	Led Strope Lights
5	Led Strope Lights/LR913 12V/24V/120V/100-240V/85-265V/60HZ IP20/IP44/IP65/IP67 White/Warm White/Cool White/Red/Green/Blue/Yellow/Pink/Lemon/RGB	LR913	Led Strope Lights
6	Led Strope Lights/LR914 12V/24V/120V/100-240V/85-265V/60HZ IP20/IP44/IP65/IP67 White/Warm White/Cool White/Red/Green/Blue/Yellow/Pink/Lemon/RGB	LR914	Led Strope Lights
7	Led Strope Lights/LR917 12V/24V/120V/100-240V/85-265V/60HZ IP20/IP44/IP65/IP67 White/Warm White/Cool White/Red/Green/Blue/Yellow/Pink/Lemon/RGB	LR917	Led Strope Lights
8	Led Strope Lights/LR918 12V/24V/120V/100-240V/85-265V/60HZ IP20/IP44/IP65/IP67 White/Warm White/Cool White/Red/Green/Blue/Yellow/Pink/Lemon/RGB	LR918	Led Strope Lights
9	Led Strope Lights/LR919 12V/24V/120V/100-240V/85-265V/60HZ IP20/IP44/IP65/IP67 White/Warm White/Cool White/Red/Green/Blue/Yellow/Pink/Lemon/RGB	LR919	Led Strope Lights
10	Led Strope Lights/LR920 12V/24V/120V/100-240V/85-265V/60HZ IP20/IP44/IP65/IP67 White/Warm White/Cool White/Red/Green/Blue/Yellow/Pink/Lemon/RGB	LR920	Led Strope Lights
11	Led Strope Lights/LR921 12V/24V/120V/100-240V/85-265V/60HZ IP20/IP44/IP65/IP67 White/Warm White/Cool White/Red/Green/Blue/Yellow/Pink/Lemon/RGB	LR921	Led Strope Lights
12	LED ROPE LIGHT/LD101 12V/24V/120V/100-240V/85-265V/60HZ IP20/IP44/IP65/IP67 White/Warm White/Cool White/Red/Green/Blue/Yellow/Pink/Lemon/RGB	LD101	LED ROPE LIGHT
13	LED ROPE LIGHT/LD112 12V/24V/120V/100-240V/85-265V/60HZ IP20/IP44/IP65/IP67 White/Warm White/Cool White/Red/Green/Blue/Yellow/Pink/Lemon/RGB	LD112	LED ROPE LIGHT
14	LED ROPE LIGHT/LD113 12V/24V/120V/100-240V/85-265V/60HZ IP20/IP44/IP65/IP67 White/Warm White/Cool White/Red/Green/Blue/Yellow/Pink/Lemon/RGB	LD113	LED ROPE LIGHT
15	LED ROPE LIGHT/LD114 12V/24V/120V/100-240V/85-265V/60HZ IP20/IP44/IP65/IP67 White/Warm White/Cool White/Red/Green/Blue/Yellow/Pink/Lemon/RGB	LD114	LED ROPE LIGHT
16	LED ROPE LIGHT/LD122 12V/24V/120V/100-240V/85-265V/60HZ IP20/IP44/IP65/IP67 White/Warm White/Cool White/Red/Green/Blue/Yellow/Pink/Lemon/RGB	LD122	LED ROPE LIGHT
17	LED ROPE LIGHT/LD123 12V/24V/120V/100-240V/85-265V/60HZ IP20/IP44/IP65/IP67 White/Warm White/Cool White/Red/Green/Blue/Yellow/Pink/Lemon/RGB	LD123	LED ROPE LIGHT
18	LED Cluster Lights/LD160 12V/24V/120V/100-240V/85-265V/60HZ IP20/IP44/IP65/IP67 White/Warm White/Cool White/Red/Green/Blue/Yellow/Pink/Lemon/RGB	LD160	LED Cluster Lights
19	LED Cluster Lights/LD168 12V/24V/120V/100-240V/85-265V/60HZ IP20/IP44/IP65/IP67 White/Warm White/Cool White/Red/Green/Blue/Yellow/Pink/Lemon/RGB	LD168	LED Cluster Lights
20	LED module/LT1001, 12V/24V IP20/IP44/IP65/IP67 White/Warm White/Cool White/Red/Green/Blue/Yellow/Pink/Lemon/RGB	LT1001	LED module
21	LED module/LT1002, 12V/24V IP20/IP44/IP65/IP67 White/Warm White/Cool White/Red/Green/Blue/Yellow/Pink/Lemon/RGB	LT1002	LED module
22	LED module/LT1003, 12V/24V IP20/IP44/IP65/IP67 White/Warm White/Cool White/Red/Green/Blue/Yellow/Pink/Lemon/RGB	LT1003	LED module
23	LED module/LT1004, 12V/24V IP20/IP44/IP65/IP67 White/Warm White/Cool White/Red/Green/Blue/Yellow/Pink/Lemon/RGB	LT1004	LED module
24	LED module/LT1005, 12V/24V IP20/IP44/IP65/IP67 White/Warm White/Cool White/Red/Green/Blue/Yellow/Pink/Lemon/RGB	LT1005	LED module
25	LED module/LT1006, 12V/24V IP20/IP44/IP65/IP67 White/Warm White/Cool White/Red/Green/Blue/Yellow/Pink/Lemon/RGB	LT1006	LED module
26	LED module/LT1007, 12V/24V IP20/IP44/IP65/IP67 White/Warm White/Cool White/Red/Green/Blue/Yellow/Pink/Lemon/RGB	LT1007	LED module

FIN DEL ANEXO 3



ISO/IEC 17065-2012
11-CPR-005

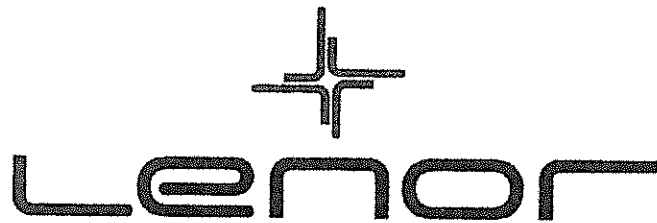


ANEXO No. 4
Certificado de Conformidad N.º. CS-LCO-11306-2019
BOMBILLAS LED

ÍTEM	DESCRIPCIÓN	REFERENCIA	FAMILIA
1	L/B LED -LED BULB/LB27 1/1.2/1.5/2/2.5/3/3.5/3.6/4/4.5/5/5.5/6/6.5/7/7.5/8/8.5/9/9.5/10/11/12/13/14/15/18/20/24.5/25/28/30/35/38/40/45/48/50/55/58/60/65/68/70/75/78/80W 12V/24V/120V/100-240V/85-265V/ 60HZ LED 1800-7000K/RGB 15000H	LB27	LED BULB
2	L/B LED -LED BULB/LB2027 1/1.2/1.5/2/2.5/3/3.5/3.6/4/4.5/5/5.5/6/6.5/7/7.5/8/8.5/9/9.5/10/11/12/13/14/15/18/20/24.5/25/28/30/35/38/40/45/48/50/55/58/60/65/68/70/75/78/80W 12V/24V/120V/100-240V/85-265V/ 60HZ LED 1800-7000K/RGB 15000H	LB2027	LED BULB
3	L/B LED -LED BULB/LB2019 1/1.2/1.5/2/2.5/3/3.5/3.6/4/4.5/5/5.5/6/6.5/7/7.5/8/8.5/9/9.5/10/11/12/13/14/15/18/20/24.5/25/28/30/35/38/40/45/48/50/55/58/60/65/68/70/75/78/80W 12V/24V/120V/100-240V/85-265V/ 60HZ LED 1800-7000K/RGB 15000H	LB2019	LED BULB
4	L/B LED -LED BULB/LB2022 1/1.2/1.5/2/2.5/3/3.5/3.6/4/4.5/5/5.5/6/6.5/7/7.5/8/8.5/9/9.5/10/11/12/13/14/15/18/20/24.5/25/28/30/35/38/40/45/48/50/55/58/60/65/68/70/75/78/80W 12V/24V/120V/100-240V/85-265V/ 60HZ LED 1800-7000K/RGB 15000H	LB2022	LED BULB
5	L/B LED -LED BULB/LB2035 1/1.2/1.5/2/2.5/3/3.5/3.6/4/4.5/5/5.5/6/6.5/7/7.5/8/8.5/9/9.5/10/11/12/13/14/15/18/20/24.5/25/28/30/35/38/40/45/48/50/55/58/60/65/68/70/75/78/80W 12V/24V/120V/100-240V/85-265V/ 60HZ LED 1800-7000K/RGB 15000H	LB2035	LED BULB
6	L/B LED -LED BULB/LB2038 1/1.2/1.5/2/2.5/3/3.5/3.6/4/4.5/5/5.5/6/6.5/7/7.5/8/8.5/9/9.5/10/11/12/13/14/15/18/20/24.5/25/28/30/35/38/40/45/48/50/55/58/60/65/68/70/75/78/80W 12V/24V/120V/100-240V/85-265V/ 60HZ LED 1800-7000K/RGB 15000H	LB2038	LED BULB
7	L/B LED -LED BULB/LB2061 1/1.2/1.5/2/2.5/3/3.5/3.6/4/4.5/5/5.5/6/6.5/7/7.5/8/8.5/9/9.5/10/11/12/13/14/15/18/20/24.5/25/28/30/35/38/40/45/48/50/55/58/60/65/68/70/75/78/80W 12V/24V/120V/100-240V/85-265V/ 60HZ LED 1800-7000K/RGB 15000H	LB2061	LED BULB
8	L/B LED -LED BULB/LB2066 1/1.2/1.5/2/2.5/3/3.5/3.6/4/4.5/5/5.5/6/6.5/7/7.5/8/8.5/9/9.5/10/11/12/13/14/15/18/20/24.5/25/28/30/35/38/40/45/48/50/55/58/60/65/68/70/75/78/80W 12V/24V/120V/100-240V/85-265V/ 60HZ LED 1800-7000K/RGB 15000H	LB2066	LED BULB
9	L/B LED -LED BULB/LB2067 1/1.2/1.5/2/2.5/3/3.5/3.6/4/4.5/5/5.5/6/6.5/7/7.5/8/8.5/9/9.5/10/11/12/13/14/15/18/20/24.5/25/28/30/35/38/40/45/48/50/55/58/60/65/68/70/75/78/80W 12V/24V/120V/100-240V/85-265V/ 60HZ LED 1800-7000K/RGB 15000H	LB2067	LED BULB
10	L/B LED -LED BULB/LB2068 1/1.2/1.5/2/2.5/3/3.5/3.6/4/4.5/5/5.5/6/6.5/7/7.5/8/8.5/9/9.5/10/11/12/13/14/15/18/20/24.5/25/28/30/35/38/40/45/48/50/55/58/60/65/68/70/75/78/80W 12V/24V/120V/100-240V/85-265V/ 60HZ LED 1800-7000K/RGB 15000H	LB2068	LED BULB
11	L/B LED -LED BULB/LB652 1/1.2/1.5/2/2.5/3/3.5/3.6/4/4.5/5/5.5/6/6.5/7/7.5/8/8.5/9/9.5/10/11/12/13/14/15/18/20/24.5/25/28/30/35/38/40/45/48/50/55/58/60/65/68/70/75/78/80W 12V/24V/120V/100-240V/85-265V/ 60HZ LED 1800-7000K/RGB 15000H	LB652	LED BULB
12	L/B LED -LED BULB/LB201 1/1.2/1.5/2/2.5/3/3.5/3.6/4/4.5/5/5.5/6/6.5/7/7.5/8/8.5/9/9.5/10/11/12/13/14/15/18/20/24.5/25/28/30/35/38/40/45/48/50/55/58/60/65/68/70/75/78/80W 12V/24V/120V/100-240V/85-265V/ 60HZ LED 1800-7000K/RGB 15000H	LB201	LED BULB
13	L/B LED -LED BULB/LB301 1/1.2/1.5/2/2.5/3/3.5/3.6/4/4.5/5/5.5/6/6.5/7/7.5/8/8.5/9/9.5/10/11/12/13/14/15/18/20/24.5/25/28/30/35/38/40/45/48/50/55/58/60/65/68/70/75/78/80W 12V/24V/120V/100-240V/85-265V/ 60HZ LED 1800-7000K/RGB 15000H	LB301	LED BULB
14	L/B LED -LED BULB/LB311 1/1.2/1.5/2/2.5/3/3.5/3.6/4/4.5/5/5.5/6/6.5/7/7.5/8/8.5/9/9.5/10/11/12/13/14/15/18/20/24.5/25/28/30/35/38/40/45/48/50/55/58/60/65/68/70/75/78/80W 12V/24V/120V/100-240V/85-265V/ 60HZ LED 1800-7000K/RGB 15000H	LB311	LED BULB



ISO/IEC 17065-2012
11-CPR-005




ANEXO No. 4
Certificado de Conformidad N.º. CS-LCO-11306-2019
BOMBILLAS LED

ÍTEM	DESCRIPCIÓN	REFERENCIA	FAMILIA
	0/45/48/50/55/58/60/65/68/70/75/78/80W 12V/24V/120V/100-240V/85-265V/ 60HZ LED 1800-7000K/RGB 15000H		
15	L/B LED -LED BULB/LB401 1/1.2/1.5/2/2.5/3/3.5/3.6/4/4.5/5/5.5/6/6.5/7/7.5/8/8.5/9/9.5/10/11/12/13/14/15/18/20/24.5/25/28/30/35/38/40/45/48/50/55/58/60/65/68/70/75/78/80W 12V/24V/120V/100-240V/85-265V/ 60HZ LED 1800-7000K/RGB 15000H	LB401	LED BULB
16	L/B LED -LED BULB/LB101S 1/1.2/1.5/2/2.5/3/3.5/3.6/4/4.5/5/5.5/6/6.5/7/7.5/8/8.5/9/9.5/10/11/12/13/14/15/18/20/24.5/25/28/30/35/38/40/45/48/50/55/58/60/65/68/70/75/78/80W 12V/24V/120V/100-240V/85-265V/ 60HZ LED 1800-7000K/RGB 15000H	LB101S	LED BULB
17	L/B LED -LED BULB/LB101I 1/1.2/1.5/2/2.5/3/3.5/3.6/4/4.5/5/5.5/6/6.5/7/7.5/8/8.5/9/9.5/10/11/12/13/14/15/18/20/24.5/25/28/30/35/38/40/45/48/50/55/58/60/65/68/70/75/78/80W 12V/24V/120V/100-240V/85-265V/ 60HZ LED 1800-7000K/RGB 15000H	LB101I	LED BULB
18	L/B LED -LED BULB/LB101D 1/1.2/1.5/2/2.5/3/3.5/3.6/4/4.5/5/5.5/6/6.5/7/7.5/8/8.5/9/9.5/10/11/12/13/14/15/18/20/24.5/25/28/30/35/38/40/45/48/50/55/58/60/65/68/70/75/78/80W 12V/24V/120V/100-240V/85-265V/ 60HZ LED 1800-7000K/RGB 15000H	LB101D	LED BULB
19	L/B LED -LED BULB/LB101W 1/1.2/1.5/2/2.5/3/3.5/3.6/4/4.5/5/5.5/6/6.5/7/7.5/8/8.5/9/9.5/10/11/12/13/14/15/18/20/24.5/25/28/30/35/38/40/45/48/50/55/58/60/65/68/70/75/78/80W 12V/24V/120V/100-240V/85-265V/ 60HZ LED 1800-7000K/RGB 15000H	LB101W	LED BULB
20	L/B LED -LED BULB/LB101F 1/1.2/1.5/2/2.5/3/3.5/3.6/4/4.5/5/5.5/6/6.5/7/7.5/8/8.5/9/9.5/10/11/12/13/14/15/18/20/24.5/25/28/30/35/38/40/45/48/50/55/58/60/65/68/70/75/78/80W 12V/24V/120V/100-240V/85-265V/ 60HZ LED 1800-7000K/RGB 15000H	LB101F	LED BULB
22	L/B LED -LED BULB/LB101TDL 1/1.2/1.5/2/2.5/3/3.5/3.6/4/4.5/5/5.5/6/6.5/7/7.5/8/8.5/9/9.5/10/11/12/13/14/15/18/20/24.5/25/28/30/35/38/40/45/48/50/55/58/60/65/68/70/75/78/80W 12V/24V/120V/100-240V/85-265V/ 60HZ LED 1800-7000K/RGB 15000H	LB101TDL	LED BULB
23	L/B LED -LED BULB/LB101M 1/1.2/1.5/2/2.5/3/3.5/3.6/4/4.5/5/5.5/6/6.5/7/7.5/8/8.5/9/9.5/10/11/12/13/14/15/18/20/24.5/25/28/30/35/38/40/45/48/50/55/58/60/65/68/70/75/78/80W 12V/24V/120V/100-240V/85-265V/ 60HZ LED 1800-7000K/RGB 15000H	LB101M	LED BULB
24	L/B LED -HIGH POWER BULB/LB28 10W/11W/12W/13W/14W/15W/16W/17W/18W/19W/20W/21W/22W/23W/24W/24.5W/25W/28W/30W/35W/38W/40W/45W/48W/50W/55W/58W/60W/65W/68W/70W/75W/78W/80W/85W/90W/95W/100W/120W/150W/160W 200W 12V/24V/120V/100-240V/85-265V/60HZ 1800-7000K/RGB 15000H	LB28	HIGH POWER BULB
25	L/B LED -HIGH POWER BULB/LB14 10W/11W/12W/13W/14W/15W/16W/17W/18W/19W/20W/21W/22W/23W/24W/24.5W/25W/28W/30W/35W/38W/40W/45W/48W/50W/55W/58W/60W/65W/68W/70W/75W/78W/80W/85W/90W/95W/100W/120W/150W/160W/200W 12V/24V/120V/100-240V/85-265V/60HZ 1800-7000K/RGB 15000H	LB14	HIGH POWER BULB
26	L/B LED -HIGH POWER BULB/LB603 10W/11W/12W/13W/14W/15W/16W/17W/18W/19W/20W/21W/22W/23W/24W/24.5W/25W/28W/30W/35W/38W/40W/45W/48W/50W/55W/58W/60W/65W/68W/70W/75W/78W/80W/85W/90W/95W/100W 12V/24V/120V/100-240V/85-265V/60HZ 1800-7000K/RGB 15000H	LB603	HIGH POWER BULB
27	L/B LED -HIGH POWER BULB/LB649 10W/11W/12W/13W/14W/15W/16W/17W/18W/19W/20W/21W/22W/23W/24W/24.5W/25W/28W/30W/35W/38W/40W/45W/48W/50W/55W/58W/60W/65W/68W/70W/75W/78W/80W/85W/90W/95W/100W 12V/24V/120V/100-240V/85-265V/60HZ 1800-7000K/RGB 15000H	LB649	HIGH POWER BULB
28	L/B LED -HIGH POWER BULB/LB658 10W/11W/12W/13W/14W/15W/16W/17W/18W/19W/20W/21W/22W/23W/24W/24.5W/25W/28W/30W/35W/38W/40W/45W/48W/50W/55W/58W/60W/65W/68W/70W/75W/78W/80W/85W/90W/95W/100W 12V/24V/120V/100-240V/85-265V/60HZ 1800-7000K/RGB 15000H	LB658	HIGH POWER BULB



ISO/IEC 17065-2012
11-CPR-005

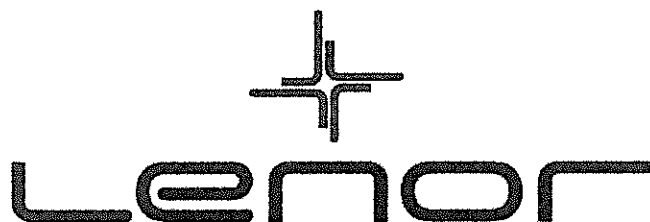


ANEXO No. 4
Certificado de Conformidad N.º. C5-LCO-11306-2019
BOMBILLAS LED

ÍTEM	DESCRIPCIÓN	REFERENCIA	FAMILIA
29	L/B LED -HIGH POWER BULB/LT651 10W/11W/12W/13W/14W/15W/16W/17W/18W/19W/20W/21W/22W/23W/24W/24.5W/25W/28W/30W/35W/38W/40W/45W/48W/50W/55W/58W/60W/65W/68W/70W/75W/78W/80W/85W/90W/95W/100W 12V/24V/120V/100-240V/85-265V/60HZ 1800-7000K/RGB 15000H	LT651	HIGH POWER BULB
30	L/B LED -HIGH POWER BULB/LT671 10W/11W/12W/13W/14W/15W/16W/17W/18W/19W/20W/21W/22W/23W/24W/24.5W/25W/28W/30W/35W/38W/40W/45W/48W/50W/55W/58W/60W/65W/68W/70W/75W/78W/80W/85W/90W/95W/100W 12V/24V/120V/100-240V/85-265V/60HZ 1800-7000K/RGB 15000H	LT671	HIGH POWER BULB
31	L/B LED -HIGH POWER BULB/LT611 10W/11W/12W/13W/14W/15W/16W/17W/18W/19W/20W/21W/22W/23W/24W/24.5W/25W/28W/30W/35W/38W/40W/45W/48W/50W/55W/58W/60W/65W/68W/70W/75W/78W/80W/85W/90W/95W/100W 12V/24V/120V/100-240V/85-265V/60HZ 1800-7000K/RGB 15000H	LT611	HIGH POWER BULB
32	L/B LED-FILAMENT BULB/LB2065 1W/1.2W/1.5W/2W/2.5W/3W/3.5W/3.6W/4W/4.5W/5W/5.5W/6W/6.5W/7W/7.5W/8W/8.5W/9W/9.5W/10W 12V/24V/120V/100-240V/85-265V/60HZ 1800-7000K/RGB 15000H	LB2065	FILAMENT BULB
33	L/B LED-FILAMENT BULB/LF201 1W/1.2W/1.5W/2W/2.5W/3W/3.5W/3.6W/4W/4.5W/5W/5.5W/6W/6.5W/7W/7.5W/8W/8.5W/9W/9.5W/10W 12V/24V/120V/100-240V/85-265V/60HZ 1800-7000K/RGB 15000H	LF201	FILAMENT BULB
34	L/B LED-FILAMENT BULB/LF211 1W/1.2W/1.5W/2W/2.5W/3W/3.5W/3.6W/4W/4.5W/5W/5.5W/6W/6.5W/7W/7.5W/8W/8.5W/9W/9.5W/10W 12V/24V/120V/100-240V/85-265V/60HZ 1800-7000K/RGB 15000H	LF211	FILAMENT BULB
35	L/B LED-FILAMENT BULB/LF301 1W/1.2W/1.5W/2W/2.5W/3W/3.5W/3.6W/4W/4.5W/5W/5.5W/6W/6.5W/7W/7.5W/8W/8.5W/9W/9.5W/10W 12V/24V/120V/100-240V/85-265V/60HZ 1800-7000K/RGB 15000H	LF301	FILAMENT BULB
36	L/B LED-FILAMENT BULB/LF101DL 1W/1.2W/1.5W/2W/2.5W/3W/3.5W/3.6W/4W/4.5W/5W/5.5W/6W/6.5W/7W/7.5W/8W/8.5W/9W/9.5W/10W 12V/24V/120V/100-240V/85-265V/60HZ 1800-7000K/RGB 15000H	LF101DL	FILAMENT BULB
37	L/B LED-FILAMENT BULB/LF201DL 1W/1.2W/1.5W/2W/2.5W/3W/3.5W/3.6W/4W/4.5W/5W/5.5W/6W/6.5W/7W/7.5W/8W/8.5W/9W/9.5W/10W 12V/24V/120V/100-240V/85-265V/60HZ 1800-7000K/RGB 15000H	LF201DL	FILAMENT BULB
38	L/B LED-FILAMENT BULB/LF221DL 1W/1.2W/1.5W/2W/2.5W/3W/3.5W/3.6W/4W/4.5W/5W/5.5W/6W/6.5W/7W/7.5W/8W/8.5W/9W/9.5W/10W 12V/24V/120V/100-240V/85-265V/60HZ 1800-7000K/RGB 15000H	LF221DL	FILAMENT BULB
39	L/B LED-FILAMENT BULB/LF301DL 1W/1.2W/1.5W/2W/2.5W/3W/3.5W/3.6W/4W/4.5W/5W/5.5W/6W/6.5W/7W/7.5W/8W/8.5W/9W/9.5W/10W 12V/24V/120V/100-240V/85-265V/60HZ 1800-7000K/RGB 15000H	LF301DL	FILAMENT BULB
40	L/B LED-FILAMENT BULB/LF324 1W/1.2W/1.5W/2W/2.5W/3W/3.5W/3.6W/4W/4.5W/5W/5.5W/6W/6.5W/7W/7.5W/8W/8.5W/9W/9.5W/10W 12V/24V/120V/100-240V/85-265V/60HZ 1800-7000K/RGB 15000H	LF324	FILAMENT BULB
41	L/B LED-FILAMENT BULB/LF622 1W/1.2W/1.5W/2W/2.5W/3W/3.5W/3.6W/4W/4.5W/5W/5.5W/6W/6.5W/7W/7.5W/8W/8.5W/9W/9.5W/10W 12V/24V/120V/100-240V/85-265V/60HZ 1800-7000K/RGB 15000H	LF622	FILAMENT BULB
42	L/B LED-FILAMENT BULB/LF521 1W/1.2W/1.5W/2W/2.5W/3W/3.5W/3.6W/4W/4.5W/5W/5.5W/6W/6.5W/7W/7.5W/8W/8.5W/9W/9.5W/10W 12V/24V/120V/100-240V/85-265V/60HZ 1800-7000K/RGB 15000H	LF521	FILAMENT BULB
43	L/B LED-FILAMENT BULB/LF651 1W/1.2W/1.5W/2W/2.5W/3W/3.5W/3.6W/4W/4.5W/5W/5.5W/6W/6.5W/7W/7.5W/8W/8.5W/9W/9.5W/10W 12V/24V/120V/100-240V/85-265V/60HZ 1800-7000K/RGB 15000H	LF651	FILAMENT BULB
44	L/B LED-FILAMENT BULB/LF353 1W/1.2W/1.5W/2W/2.5W/3W/3.5W/3.6W/4W/4.5W/5W/5.5W/6W/6.5W/7W/7.5W/8W/8.5W/9W/9.5W/10W 12V/24V/120V/100-240V/85-265V/60HZ 1800-7000K/RGB 15000H	LF353	FILAMENT BULB
45	L/B LED-FILAMENT BULB/LF701 1W/1.2W/1.5W/2W/2.5W/3W/3.5W/3.6W/4W/4.5W/5W/5.5W/6W/6.5W/7W/7.5W/8W/8.5W/9W/9.5W/10W 12V/24V/120V/100-240V/85-265V/60HZ 1800-7000K/RGB 15000H	LF701	FILAMENT BULB




ISO/IEC 17065-2012
11-CPR-005

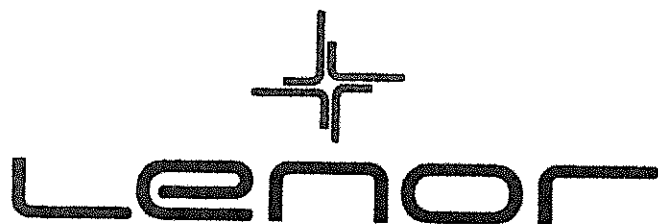


ANEXO No. 4
Certificado de Conformidad N.º. CS-LCO-11306-2019
BOMBILLAS LED

ÍTEM	DESCRIPCIÓN	REFERENCIA	FAMILIA
46	L/B LED-FILAMENT BULB/LF702 1W/1.2W/1.5W/2W/2.5W/3W/3.5W/3.6W/4W/4.5W/5W/5.5W/6W/6.5W/7W/7.5W/8W/8.5W/9W/9.5W/10W 12V/24V/120V/100-240V/85-265V/60HZ 1800-7000K/RGB 15000H	LF702	FILAMENT BULB
47	L/B LED-FILAMENT BULB/LF703 1W/1.2W/1.5W/2W/2.5W/3W/3.5W/3.6W/4W/4.5W/5W/5.5W/6W/6.5W/7W/7.5W/8W/8.5W/9W/9.5W/10W 12V/24V/120V/100-240V/85-265V/60HZ 1800-7000K/RGB 15000H	LF703	FILAMENT BULB
48	L/B LED-FILAMENT BULB/LF704 LED10W/11W/12W/13W/14W/15W/16W/17W/18W/19W/20W/21W/22W/23W/24W/24.5W/25W/28W/30W/35W/38W/40W/45W/48W/50W/55W/58W/60W/65W/68W/70W/75W/78W/80W/85W/90W/95W/100W 12V/24V/120V/100-240V/85-265V/60HZ 1800-7000K/RGB 15000H	LF704	FILAMENT BULB
49	L/B LED-FILAMENT BULB/LF705 LED10W/11W/12W/13W/14W/15W/16W/17W/18W/19W/20W/21W/22W/23W/24W/24.5W/25W/28W/30W/35W/38W/40W/45W/48W/50W/55W/58W/60W/65W/68W/70W/75W/78W/80W/85W/90W/95W/100W 12V/24V/120V/100-240V/85-265V/60HZ 1800-7000K/RGB 15000H	LF705	FILAMENT BULB
50	L/B LED -LED BULB/LB2020 1/1.2/1.5/2/2.5/3/3.5/3.6/4/4.5/5/5.5/6/6.5/7/7.5/8/8.5/9/9.5/10/11/12/13/14/15/18/20/24.5/25/28/30/35/38/40/45/48/50/55/58/60/65/68/70/75/78/80W 12V/24V/120V/100-240V/85-265V/ 60HZ E27/GU10 1800-7000K/RGB 15000H	LB2020	LED BULB
51	L/B LED -LED BULB/LB2025 1/1.2/1.5/2/2.5/3/3.5/3.6/4/4.5/5/5.5/6/6.5/7/7.5/8/8.5/9/9.5/10/11/12/13/14/15/18/20/24.5/25/28/30/35/38/40/45/48/50/55/58/60/65/68/70/75/78/80W 12V/24V/120V/100-240V/85-265V/ 60HZ E27/GU10 1800-7000K/RGB 15000H	LB2025	LED BULB
52	L/B LED -LED BULB/LB30 1/1.2/1.5/2/2.5/3/3.5/3.6/4/4.5/5/5.5/6/6.5/7/7.5/8/8.5/9/9.5/10/11/12/13/14/15/18/20/24.5/25/28/30/35/38/40/45/48/50/55/58/60/65/68/70/75/78/80W 12V/24V/120V/100-240V/85-265V/ 60HZ E27/GU10 1800-7000K/RGB 15000H	LB30	LED BULB
53	L/B LED -LED BULB/LB-76 1/1.2/1.5/2/2.5/3/3.5/3.6/4/4.5/5/5.5/6/6.5/7/7.5/8/8.5/9/9.5/10/11/12/13/14/15/18/20/24.5/25/28/30/35/38/40/45/48/50/55/58/60/65/68/70/75/78/80W 12V/24V/120V/100-240V/85-265V/ 60HZ E27/GU10 1800-7000K/RGB 15000H	LB-76	LED BULB
54	L/B LED -LED BULB/LC121 1/1.2/1.5/2/2.5/3/3.5/3.6/4/4.5/5/5.5/6/6.5/7/7.5/8/8.5/9/9.5/10/11/12/13/14/15/18/20/24.5/25/28/30/35/38/40/45/48/50/55/58/60/65/68/70/75/78/80W 12V/24V/120V/100-240V/85-265V/ 60HZ E27/GU10 1800-7000K/RGB 15000H	LC121	LED BULB
55	L/B LED -LED BULB/LC201 1/1.2/1.5/2/2.5/3/3.5/3.6/4/4.5/5/5.5/6/6.5/7/7.5/8/8.5/9/9.5/10/11/12/13/14/15/18/20/24.5/25/28/30/35/38/40/45/48/50/55/58/60/65/68/70/75/78/80W 12V/24V/120V/100-240V/85-265V/ 60HZ E27/GU10 1800-7000K/RGB 15000H	LC201	LED BULB
56	L/B LED -LED BULB/LC221 1/1.2/1.5/2/2.5/3/3.5/3.6/4/4.5/5/5.5/6/6.5/7/7.5/8/8.5/9/9.5/10/11/12/13/14/15/18/20/24.5/25/28/30/35/38/40/45/48/50/55/58/60/65/68/70/75/78/80W 12V/24V/120V/100-240V/85-265V/ 60HZ E27/GU10 1800-7000K/RGB 15000H	LC221	LED BULB
57	L/B LED -LED BULB/LC311 1/1.2/1.5/2/2.5/3/3.5/3.6/4/4.5/5/5.5/6/6.5/7/7.5/8/8.5/9/9.5/10/11/12/13/14/15/18/20/24.5/25/28/30/35/38/40/45/48/50/55/58/60/65/68/70/75/78/80W 12V/24V/120V/100-240V/85-265V/ 60HZ E27/GU10 1800-7000K/RGB 15000H	LC311	LED BULB
58	L/B LED -LED BULB/LC401 1/1.2/1.5/2/2.5/3/3.5/3.6/4/4.5/5/5.5/6/6.5/7/7.5/8/8.5/9/9.5/10/11/12/13/14/15/18/20/24.5/25/28/30/35/38/40/45/48/50/55/58/60/65/68/70/75/78/80W 12V/24V/120V/100-240V/85-265V/ 60HZ E27/GU10 1800-7000K/RGB 15000H	LC401	LED BULB
59	L/B LED -LED BULB/LC402 1/1.2/1.5/2/2.5/3/3.5/3.6/4/4.5/5/5.5/6/6.5/7/7.5/8/8.5/9/9.5/10/11/12/13/14/15/18/20/24.5/25/28/30/35/38/40/45/48/50/55/58/60/65/68/70/75/78/80W 12V/24V/120V/100-240V/85-265V/ 60HZ E27/GU10 1800-7000K/RGB 15000H	LC402	LED BULB
60	L/B LED -LED BULB/LC403 1/1.2/1.5/2/2.5/3/3.5/3.6/4/4.5/5/5.5/6/6.5/7/7.5/8/8.5/9/9.5/10/11/12/13/14/15/18/20/24.5/25/28/30/35/38/40/45/48/50/55/58/60/65/68/70/75/78/80W 12V/24V/120V/100-240V/85-265V/ 60HZ E27/GU10 1800-7000K/RGB 15000H	LC403	LED BULB



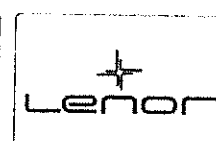
ISO/IEC 17065-2012
11-CPR-005



ANEXO No. 4
Certificado de Conformidad N.º. CS-LCO-11306-2019
BOMBILLAS LED

ÍTEM	DESCRIPCIÓN	REFERENCIA	FAMILIA
	0/45/48/50/55/58/60/65/68/70/75/78/80W 12V/24V/120V/100-240V/85-265V/ 60HZ E27/GU10 1800-7000K/RGB 15000H		
61	L/B LED -LED BULB/LC404 1/1.2/1.5/2/2.5/3/3.5/3.6/4/4.5/5/5.5/6/6.5/7/7.5/8/8.5/9/9.5/10/11/12/13/14/15/18/20/24.5/25/28/30/35/38/4 0/45/48/50/55/58/60/65/68/70/75/78/80W 12V/24V/120V/100-240V/85-265V/ 60HZ E27/GU10 1800-7000K/RGB 15000H	LC404	LED BULB
62	L/B LED -LED BULB/LC405 1/1.2/1.5/2/2.5/3/3.5/3.6/4/4.5/5/5.5/6/6.5/7/7.5/8/8.5/9/9.5/10/11/12/13/14/15/18/20/24.5/25/28/30/35/38/4 0/45/48/50/55/58/60/65/68/70/75/78/80W 12V/24V/120V/100-240V/85-265V/ 60HZ E27/GU10 1800-7000K/RGB 15000H	LC405	LED BULB

FIN DEL ANEXO 4



ISO/IEC 17065-2012
11-CPR-005



ANEXO No. 5
Certificado de Conformidad N°. CS-LCO-11306-2019
TUBOS LED

ÍTEM	DESCRIPCIÓN	REFERENCIA	FAMILIA
1	L/B LED-LED TUBE/ LB673 9W/12W/18W/24W/36W/40W/65W 12V/24V/120V/100-240V/85-265V/60HZ 2700-7000K	LB673	LED TUBE
2	L/B LED-LED TUBE/ LB677 9W/12W/18W/24W/36W/40W/65W 12V/24V/120V/100-240V/85-265V/60HZ 2700-7000K	LB677	LED TUBE
3	L/B LED-LED TUBE/ LB29 9W/12W/18W/24W/36W/40W/65W 12V/24V/120V/100-240V/85-265V/60HZ 2700-7000K	LB29	LED TUBE
4	L/B LED-LED TUBE/ LB2029 9W/12W/18W/24W/36W/40W/65W 12V/24V/120V/100-240V/85-265V/60HZ 2700-7000K	LB2029	LED TUBE
5	L/B LED-LED TUBE/ LT201 9W/12W/18W/24W/36W/40W/65W 12V/24V/120V/100-240V/85-265V/60HZ 2700-7000K	LT201	LED TUBE
6	L/B LED-LED TUBE/ LT301 9W/12W/18W/24W/36W/40W/65W 12V/24V/120V/100-240V/85-265V/60HZ 2700-7000K	LT301	LED TUBE
7	L/B LED-LED TUBE/ LB311 9W/12W/18W/24W/36W/40W/65W 12V/24V/120V/100-240V/85-265V/60HZ 2700-7000K	LT311	LED TUBE
8	L/B LED-LED TUBE/ LT401 9W/12W/18W/24W/36W/40W/65W 12V/24V/120V/100-240V/85-265V/60HZ 2700-7000K	LT401	LED TUBE
9	L/B LED-LED TUBE/ LT501 9W/12W/18W/24W/36W/40W/65W 12V/24V/120V/100-240V/85-265V/60HZ 2700-7000K	LT501	LED TUBE

FIN DEL ANEXO 5



ISO/IEC 17065-2012
11-CPR-005

CERTIFICADO DE CONFORMIDAD DE PRODUCTO
PRODUCT CONFORMITY CERTIFICATE

Modelo de Certificación
Certification Modality

No. 07054

Marca de conformidad
Esquema 5

**La Corporación Centro de Innovación y Desarrollo Tecnológico
del Sector Eléctrico - CIDET Certifica que el producto:**
CIDET certifies that the product:

DENOMINACIÓN	TIPO	REFERENCIA
REGULADORES	MONOFÁSICOS CON AUTOTRANSFORMADOR 110V-115V DE 1 KVA HASTA 10 KVA	VER ANEXO

Las características e identificación de este producto se describen en el documento anexo, que hace parte integral del presente CERTIFICADO. Este documento contiene 8 páginas.
The characteristics and identification of this product are described in the attached document, which is an integral part of this CERTIFICATE

Fabricado por
Manufactured by:

ASC ELECTRÓNICA S.A.


Calle 8 # 10 - 30 Bodega 2, La Popa - Dosquebradas, Colombia

Satisface los requerimientos de
Satisfies the requirements of

RESOLUCIÓN 90708 DE 2013 DEL
MINISTERIO DE MINAS Y ENERGÍA – RETIE (Numeral 20.26 Y 20.27)

Fecha de Certificación: 14 / 03 / 2018
Última Actualización: 06 / 05 / 2019
Fecha de Vencimiento: 13 / 03 / 2021

Fecha máxima para la finalización de la próxima auditoría de seguimiento: 13 / 03 / 2020


Juan Pablo Rojas Duque
Gerente CIDET Certificación
Certification CIDET Manager

JUAN PABLO ROJAS DUQUE
Firmado digitalmente por JUAN PABLO ROJAS DUQUE
Fecha: 2019.05.06 11:17:01 -05'00'

CIDET realiza la verificación y el seguimiento a las características del producto que dieron origen a esta certificación. Las novedades y vigencia de este certificado pueden ser consultadas en la página www.cidet.org.co

CIDET carries out the verification and follow-up to the characteristics of the product that gave rise to the certification. Updates and validity of this certificate can be consulted on the website www.cidet.org.co



ISO/IEC 17065:2012



CERTIFICADO DE CONFORMIDAD DE PRODUCTO No. 07054

FECHA DE CERTIFICACIÓN: 14 / 03 / 2018
ÚLTIMA ACTUALIZACIÓN: 06 / 05 / 2019
FECHA DE VENCIMIENTO: 13 / 03 / 2021

ANEXO DE CARACTERÍSTICAS E IDENTIFICACIÓN DE REGULADORES

FABRICADOS POR ASC ELECTRÓNICA S.A., UBICADA EN LA CALLE 8 # 10-30 BODEGA 2, LA POPA - DOSQUEBRADAS, COLOMBIA

Tipo	Monofásicos con auto-transformador 110-115V de 1 KVA hasta 10 KVA								
Referencias	EV 1500	EV 2000	EV 3000	EV 4000 SB	EV 5000 SB	EV 6000 SB	EV 4000 BE	EV 5000 BE	EV 6000 BE
Voltaje de entrada	90 - 150			90 - 145 VAC					
Voltaje de salida	115VAC +8%/- 5% (110-125)			115VAC +/- 6% (108-122)					
Potencia	1500VA/1500W	2000VA/2000W	3000VA/3000W	4000VA/4000W	5000VA/5000W	6000VA/6000W	4000VA/4000W	5000VA/5000W	6000VA/6000W
Corriente máxima de salida	12.5 A	17 A	25 A	34 A	42 A	50 A	34 A	42 A	50 A
Taps de conmutación	6			4			5		
Protección de sobrecarga	Fusible 15A	Suiche Reset 20A	Breaker 32A	Breaker 40A	Breaker 50A	Breaker 63A	Breaker 40A	Breaker 50A	Breaker 63A
Supresor de picos	Varistor 150V - 108 Joules								
Elemento de conmutación	Relés electromecánicos								
Bobina Ecuilizada	No aplica						Si		
Tiempo de conmutación	1 Ciclo						No se refleja en la carga		
Señalización	Protegido - Red Eléctrica - Circuito de señalización de voltaje de entrada								
Controlador electrónico	Microcontrolador								
Peso aproximado	3,85 Kg	5,05 Kg	7,15 Kg	13,9 Kg	15,6 Kg	18,7 Kg	17,5 Kg	22 Kg	25,15 Kg
Dimensiones (largo x ancho x alto) cm	25 x 12 x 16		30 x 12 x 16	30 x 23 x 15,5			45 x 27 x 15,5		
Tipo de salida	4 Tomas regulados con polo a tierra			4 Tomas regulados con polo a tierra + Regleta de potencia					
Referencial	RESOLUCIÓN 90708 DE 2013 DEL MINISTERIO DE MINAS Y ENERGIA – RETIE (NUMERAL 20.26 Y 20.27)								



CIDET
CENTRO DE INVESTIGACIONES
DEPARTAMENTO DE ENERGÍA



ISO/IEC 17065:2012
09-CPR-004

CONTINUACIÓN ANEXO DE CARACTERÍSTICAS E IDENTIFICACIÓN DE REGULADORES

CERTIFICADO DE CONFORMIDAD DE PRODUCTO No. 07054

FECHA DE CERTIFICACIÓN: 14 / 03 / 2018

ÚLTIMA ACTUALIZACIÓN: 06 / 05 / 2019

FECHA DE VENCIMIENTO: 13 / 03 / 2021

Tipo	Monofásicos con auto-transformador 110-115V de 1 KVA hasta 10 KVA									
Referencias	EV 1000E	EV 1500E	EV 2000E	EV 3000E	EV 4000E	EV 5000E	EV 6000E	7000E	8000E	
Voltaje de entrada	75 - 145 VAC									75-140
Voltaje de salida	115VAC +/- 6%		117VAC +/- 8%							
Potencia	1000VA/1000W	1500VA/1500W	2000VA/2000W	3000VA/3000W	4000VA/4000W	5000VA/5000W	6000VA/6000W	7000VA/7000W	8000VA/8000W	
Corriente máxima	8.3 A	12.5 A	17 A	25 A	34 A	42 A	50 A	58A	66A	
Taps de conmutación	7	6	4			6				
Protección de sobrecarga	Fusible 10A	Fusible 20A	Breaker 32A	Breaker 40A	Breaker 50A	Breaker 63A	Breaker 70A	breaker 90A	breaker 100A	
Supresor de picos	Varistor 150V - 108 Joules									
Elemento de conmutación	Relés									
Bobina Ecuilizada	No aplica									
Tiempo de conmutación	1 Ciclo									
Señalización	Protegido-Red	Protegido - Red Eléctrica - Circuito de señalización de voltaje de entrada								
Controlador electrónico	Microcontrolador									
Tipo de salida	4 Tomas regulados con polo a tierra		4 Tomas regulados con polo a tierra + Regleta de potencia							
Referencial	RESOLUCIÓN 90708 DE 2013 DEL MINISTERIO DE MINAS Y ENERGÍA – RETIE (NUMERAL 20.26 Y 20.27)									



CIDE
COMISIÓN INTERAMERICANA DE DEFENSA DE ENERGÍAS



ACREDITADO
ONAC
ORGANISMO NACIONAL DE ACREDITACIÓN DE COLOMBIA
ISO/IEC 17065:2012
09-CPR-004

CONTINUACIÓN ANEXO DE CARACTERÍSTICAS E IDENTIFICACIÓN DE REGULADORES

CERTIFICADO DE CONFORMIDAD DE PRODUCTO No. 07054

FECHA DE CERTIFICACIÓN: 14 / 03 / 2018

ÚLTIMA ACTUALIZACIÓN: 06 / 05 / 2019

FECHA DE VENCIMIENTO: 13 / 03 / 2021

Tipo	Monofásicos con auto-transformador 110-115V de 1 KVA hasta 10 KVA									
Referencias	9000E	10000E	EV 4000E BE	EV 5000E BE	EV 6000E BE	EV 7000E BE	EV 8000E BE	EV 9000E BE	EV 10000E BE	
Voltaje de entrada	75-140									
Voltaje de salida	117VAC+/-8%									
Potencia	9000VA/9000W	10000VA/10000W	4000VA/4000W	5000VA/5000W	6000VA/6000W	7000VA/7000W	8000VA/8000W	9000VA/9000W	10000VA/10000W	
Corriente máxima	75A	83A	34 A	42 A	50 A	58A	66A	75A	83A	
Taps de conmutación	6		7							
Protección de sobrecarga	Breaker 125a	Breaker 125a	Breaker 50a	Breaker 63a	Breaker 70a	Breaker 90a	Breaker 100a	Breaker 125a	Breaker 125a	
Supresor de picos	Varistor 150V - 108 Joules									
Elemento de conmutación	Relés									
Bobina Ecuallizada	No aplica		Si							
Tiempo de conmutación	1 Ciclo		No se refleja en la carga							
Señalización	Protegido - Red Eléctrica - Circuito de señalización de voltaje de entrada									
Controlador electrónico	Microcontrolador									
Tipo de salida	4 Tomas regulados con polo a tierra + Regleta de potencia									
Referencial	RESOLUCIÓN 90708 DE 2013 DEL MINISTERIO DE MINAS Y ENERGIA – RETIE (NUMERAL 20.26 Y 20.27)									



ISO/IEC 17065:2012
09-CPR-004

CONTINUACIÓN ANEXO DE CARACTERÍSTICAS E IDENTIFICACIÓN DE REGULADORES

CERTIFICADO DE CONFORMIDAD DE PRODUCTO No. 07054

FECHA DE CERTIFICACIÓN: 14 / 03 / 2018

ÚLTIMA ACTUALIZACIÓN: 06 / 05 / 2019

FECHA DE VENCIMIENTO: 13 / 03 / 2021

Tipo	Reguladores monofásicos con auto-transformador 220V de 1 KVA hasta 10 KVA									
Referencia	EV 1000	EV 1500	EV 2000	EV 3000	EV 4000	EV 5000	EV 6000	EV 7000	EV 8000	
Voltaje de entrada	220 VAC									
Voltaje de salida	220VAC									
Potencia	1000VA/1000 W	1500VA/1500 W	2000VA/2000 W	3000VA/3000 W	4000VA/4000 W	5000VA/5000 W	6000VA/6000 W	7000VA/7000 W	8000VA/8000 W	
Corriente máxima de salida	4,5 A	6,8 A	9 A	13,6 A	18,1 A	22,7 A	27,2 A	31,8A	36,3A	
Taps de conmutación	7					5				
Protección de sobrecarga	Fusible 6A	Fusible 10A	Fusible 15A	Breaker 20A	Breaker 25A	Breaker 32A	Breaker 40A	breaker 40A	breaker 50A	
Supresor de picos	Varistor 250V – 180 Joules									
Elemento de conmutación	Relés electromecánicos									
Bobina Ecuilizada	No aplica									
Tiempo de conmutación	1 Ciclo									
Señalización	Protegido – Circuito de señalización de voltaje de entrada									
Controlador electrónico	Microcontrolador									
Tipo de salida	1 salida NEMA 6-15R + Regleta de potencia				2 Salidas NEMA 6-15R + Regleta de potencia					
Referencial	RESOLUCION 90708 DE 2013 DEL MINISTRO DE MINAS Y ENERGIA -RETIE									



CONTINUACIÓN ANEXO DE CARACTERÍSTICAS E IDENTIFICACIÓN DE REGULADORES

CERTIFICADO DE CONFORMIDAD DE PRODUCTO No. 07054

FECHA DE CERTIFICACIÓN: 14 / 03 / 2018

ÚLTIMA ACTUALIZACIÓN: 06 / 05 / 2019

FECHA DE VENCIMIENTO: 13 / 03 / 2021

Tipo	Reguladores monofásicos con auto-transformador 220V de 1 KVA hasta 10 KVA									
Referencia	EV 9000	EV 10000	EV 4000 BE	EV 5000 BE	EV 6000 BE	EV 7000 BE	EV 8000 BE	EV 9000 BE	EV 10000 BE	
Voltaje de entrada	220VAC									
Voltaje de salida	220VAC									
Potencia	9000VA/9000 W	10000VA/10000 W	4000VA/4000 W	5000VA/5000 W	6000VA/6000 W	7000VA/7000 W	8000VA/8000 W	9000VA/9000 W	10000VA/10000 W	
Corriente máxima de salida	40,9 A	45,5 A	18,1 A	22,7 A	27,2 A	31,8 A	36,3 A	40,9 A	45,5 A	
Taps de conmutación	5		7							
Protección de sobrecarga	breaker 50A	breaker 63A	Breaker 25A	Breaker 32A	Breaker 40A	breaker 40A	breaker 50A	breaker 50A	breaker 63A	
Supresor de picos	Varistor 250V – 180 Joules									
Elemento de conmutación	Relés electromecánicos									
Bobina Ecuilibrada	No aplica		Si							
Tiempo de conmutación	1 Ciclo		No se refleja en la carga							
Señalización	Protegido – Circuito de señalización de voltaje de entrada									
Controlador electrónico	Microcontrolador									
Tipo de salida	2 Salidas NEMA 6-15R + Regleta de potencia									
Referencial	RESOLUCION 90708 DE 2013 DEL MINISTRO DE MINAS Y ENERGIA -RETIE									



CIDET
CENTRO INSTITUCIONAL DE INVESTIGACIONES TECNOLÓGICAS



ISO/IEC 17065:2012
09-CPR-004

CONTINUACIÓN ANEXO DE CARACTERÍSTICAS E IDENTIFICACIÓN DE REGULADORES

CERTIFICADO DE CONFORMIDAD DE PRODUCTO No. 07054

FECHA DE CERTIFICACIÓN: 14 / 03 / 2018

ÚLTIMA ACTUALIZACIÓN: 06 / 05 / 2019

FECHA DE VENCIMIENTO: 13 / 03 / 2021

Tipo	Reguladores monofásicos con auto-transformador 220V de 1 KVA hasta 10 KVA								
Referencia	EV 1000E	EV 1500E	EV 2000E	EV 3000E	EV 4000E	EV 5000E	EV 6000E	EV 7000E	EV 8000E
Voltaje de entrada	220VAC								
Voltaje de salida	220VAC								
Potencia	1000VA/1000 W	1500VA/1500 W	2000VA/2000 W	3000VA/3000 W	4000VA/4000 W	5000VA/5000 W	6000VA/6000 W	7000VA/7000 W	8000VA/8000 W
Corriente máxima de salida	4,5 A	6,8 A	9 A	13,6 A	18,1 A	22,7 A	27,2 A	31,8 A	36,3 A
Taps de conmutación	7				5				
Protección de sobrecarga	Fusible 8A	Fusible 10A	Fusible 15A	Breaker 20A	Breaker 32A	Breaker 32A	Breaker 40A	breaker 50A	breaker 63A
Supresor de picos	Varistor 250V – 180 Joules								
Elemento de conmutación	Relés electromecánicos								
Bobina Ecuilizada	No aplica								
Tiempo de conmutación	1 Ciclo								
Señalización	Protegido	Protegido – Circuito de señalización de voltaje de entrada							
Controlador electrónico	Microcontrolador								
Tipo de salida	1 Salida NEMA 6-15R + Regleta de potencia				2 Salidas NEMA 6-15R + Regleta de potencia				
Referencial	RESOLUCION 90708 DE 2013 DEL MINISTRO DE MINAS Y ENERGIA -RETIE								



CIDET
CERTIFICACIÓN



ISO/IEC 17065:2012
09-CPR-004

CONTINUACIÓN ANEXO DE CARACTERÍSTICAS E IDENTIFICACIÓN DE REGULADORES

CERTIFICADO DE CONFORMIDAD DE PRODUCTO No. 07054

FECHA DE CERTIFICACIÓN: 14 / 03 / 2018

ÚLTIMA ACTUALIZACIÓN: 06 / 05 / 2019

FECHA DE VENCIMIENTO: 13 / 03 / 2021

Tipo	Reguladores monofásicos con auto-transformador 220V de 1 KVA hasta 10 KVA								
Referencia	EV 9000E	EV 10000E	EV 4000E BE	EV 5000E BE	EV 6000E BE	EV 7000E BE	EV 8000E BE	EV 9000E BE	EV 10000E BE
Voltaje de entrada	220VAC								
Voltaje de salida	220VAC								
Potencia	9000VA/9000 W	10000VA/1000 0W	4000VA/4000 W	5000VA/5000 W	6000VA/6000 W	7000VA/7000 W	8000VA/8000 W	9000VA/9000 W	10000VA/1000 0W
Corriente máxima de salida	40,9 A	45,5 A	18,1 A	22,7 A	27,2 A	31,8 A	36,3 A	40,9 A	45,5 A
Taps de conmutación	5		7						
Protección de sobrecarga	Breaker 63A	Breaker 63A	Breaker 32A	Breaker 32A	Breaker 40A	Breaker 50A	Breaker 63A	Breaker 63A	Breaker 63A
Supresor de picos	Varistor 250V – 180 Joules								
Elemento de conmutación	Relés electromecánicos								
Bobina Ecuilizada	No aplica		Si						
Tiempo de conmutación	1 Ciclo		No se refleja en la carga						
Señalización	Protegido – Circuito de señalización de voltaje de entrada								
Controlador electrónico	Microcontrolador								
Tipo de salida	2 Salidas NEMA 6-15R + Regleta de potencia								
Referencial	RESOLUCION 90708 DE 2013 DEL MINISTRO DE MINAS Y ENERGIA -RETIE								

Atentamente,

Juan P. Rojas D.
Juan Pablo Rojas Duque
Gerente CIDET Certificación
Certification CIDET Manager

Certificado Bancario

Martes, 3 de Diciembre de 2019

A QUIEN PUEDA INTERESAR

BANCOLOMBIA S.A. se permite informar que INTERNACIONAL DE ELECTRICOS SAS identificado(a) con NIT 809002625, a la fecha de expedición de esta certificación, tiene con el Banco los siguientes productos:

Producto	No. Producto	Fecha Apertura	Estado
CUENTA CORRIENTE	06843618885	2008/08/08	ACTIVA


*** Importante:** Esta constancia solo hace referencia a los productos mencionados anteriormente.

*Si desea verificar la veracidad de esta información, puede comunicarse con la Sucursal Telefónica Bancolombia los siguientes números: Medellín - Local: (57-4) 510 90 00 - Bogotá - Local: (57-1) 343 00 00 - Barranquilla - Local: (57-5) 361 88 88 - Cali - Local: (57-2) 554 05 05 - Resto del país: 01800 09 12345. Sucursales Telefónicas en el exterior: España (34) 900 995 717 - Estados Unidos (1) 1 866 379 97 14.

Paula Andrea Vélez Gómez

Gerente Estrategía Canal Telefónico

Es el
momento
de





CERTIFICACION

Ibagué, julio 08 de 2020

Dirigido a: **QUIEN INTERESE**

Por medio de la presente hacemos constar que la empresa **INTERNACIONAL DE ELECTRICOS SAS** con NIT número **809,002,625-7** posee en el Banco **Davivienda** la cuenta corriente Número **1661 6999 6757**. Fecha de apertura 2020/06/24.

Cordialmente,



DORA EDITH CALDERON

Director Administrativo
1661 - La Macarena Ibagué



LENOR



ISO/IEC 17065:2012
11-CPR-005

CERTIFICADO DE CONFORMIDAD

Nº. CS-LCO-11077-2019

LENOR COLOMBIA S.A.S

CERTIFICA

IDENTIFICACION DEL PRODUCTO

PRODUCTO (*)

Descripción

CLAVIJAS Y TOMACORRIENTES

(*) Referencias:
Ver Anexo No. 1

Titular del Certificado

NINGBO YOURLITE IMP & EXP CO LTD

IMPORTADOR

TAX ID: 91330201734256515F

El producto identificado ha sido evaluado por LENOR COLOMBIA S.A.S y se encontró Conforme con los requisitos del siguiente referente normativo:

República de Colombia. Reglamento técnico de instalaciones eléctricas - RETIE:
Resoluciones 90708 del 30 de Agosto de 2013, 90907 del 25 de Octubre de 2013, 90795 del 25 de Julio de 2014 y 40492 de 24 de abril de 2015 del Ministerio de Minas y Energía.
Sección 20.10

Esquema de Certificación Nº 5 - ISO/IEC 17067: 2013

(*) Todas las Características e Identificación del Producto cubierto por el presente Certificado de Conformidad se encuentran detalladas en los documentos Anexos que hacen parte de este Certificado: ANEXO No. 1 que consta de una (1) página y ANEXO A que consta de cinco (5) páginas.

Fecha de Emisión: 11 de Julio de 2019

Fecha próximo seguimiento: 10 de Julio de 2020 **

Vigencia: Tres (3) años a partir de la fecha de Emisión del Certificado sujeto a Seguimientos Periódicos.



Director de Certificación



Página 1 de 2
FORM XIX PG 15 V1 R0

**Los seguimientos deberán iniciarse mínimo con tres meses de anticipación a la fecha indicada



Lenor



ISO/IEC 17065:2012
11-CPR-005

ANEXO No. 1
Certificado de Conformidad N^o. CS-LCO-11077-2019
CLAVIJAS Y TOMACORRIENTES

ÍTEM	DESCRIPCIÓN	REFERENCIA
1	TOMACORRIENTE SIMPLE-401	WS162-401
2	TOMACORRIENTE SIMPLE DE TRES VÍAS-402	WS162-402
3	TOMACORRIENTE SIMPLE-403	WS162-403
4	TOMACORRIENTE SIMPLE DE TRES VÍAS-404	WS162-404
5	TOMACORRIENTE DOBLES-405	WS162-405
6	TOMACORRIENTE DOBLES-406	WS162-406
7	TOMACORRIENTE DOBLES-407	WS162-407
8	TOMACORRIENTE DOBLES-408	WS162-408
9	TOMACORRIENTE DOBLES-409	WS162-409
10	TOMACORRIENTES TRIPLES-413	WS162-413
11	TOMACORRIENTE CON USB-288	WS162-288
12	TOMACORRIENTE CON USB-289	WS162-289
13	TOMACORRIENTE CON USB-230	WS162-230
14	TOMACORRIENTE CON USB-231	WS162-231
15	TOMACORRIENTE GFCI-501	WS162-501
16	TOMACORRIENTE SENCILLO DE TRES POLOS-4011	WS162-4011
17	TOMACORRIENTE SENCILLO DE DOS POLOS-4021	WS162-4021
18	TOMACORRIENTE SENCILLO DE TRES POLOS-4022	WS162-4022
19	TOMACORRIENTE SENCILLO DE TRES POLOS-4023	WS162-4023
20	TOMACORRIENTE SENCILLO DE DOS POLOS-4041	WS162-4041
21	TOMACORRIENTE CON USB-2881	WS162-2881
22	TOMACORRIENTE DOBLES CON 3 POLOS-4091	WS162-4091
23	TOMACORRIENTE DOBLES CON 3 POLOS-4092	WS162-4092
24	TOMACORRIENTE DOBLES CON 2 POLOS MULTIFUNCIÓN-4081	WS162-4081
25	TOMACORRIENTE DOBLES CON 3 POLOS-4082	WS162-4082

FIN DEL ANEXO No. 1

**Los seguimientos deberán iniciarse mínimo con tres meses de anticipación a la fecha indicada

F-CC-17 Versión 3 Mayo 2016	EMPOCALDAS S.A. E.S.P. GESTIÓN CONTRATACIÓN
EVALUACIÓN DE DESEMPEÑO DE CONTRATISTAS (Aplica para suministros)	

NOMBRE DEL PROVEEDOR	INTERNACIONAL DE ELECTRICOS SAS	DIRECCIÓN	MANIZALES
NIT O CEDULA	809002625	FECHA DE CALIFICACIÓN	2020-12-04
NUMERO DE ORDEN DE COMPRA O CONTRATO	017:2020	CALIFICACIÓN	3

Asigne el puntaje a cada uno de los criterios teniendo en cuenta la siguiente escala
 Bueno = 3 Regular = 2 Malo = 1
 Si no es posible evaluar alguno de los criterios propuestos coloque en la casilla de calificación N/A

TABLA DE ASIGNACION DE PUNTAJES

CLASIFICACION	CRITERIO A EVALUAR	CALIFICACION
CALIDAD DEL PRODUCTO SUMINISTRADO	Resultado en los ensayos.	3
	Entrega oportuna de los certificados de calidad exigidos	3
	Entrega de lo pactado en la compra sin devoluciones	3
	Entrega de la cantidad pactada	3
	Respuesta ante solicitud de garantía de producto	3
CUMPLIMIENTO DE PLAZOS	Entrega oportuna de los documentos para perfeccionar el contrato.	3
	Entrega oportuna de documentos necesarios para el trámite de pagos	3
	Cumplimiento del plazo establecido	3
MANEJO DEL CONTRATO	Entrega del producto en el sitio pactado	3
	Respuesta ante solicitudes del interventor.	3

CRITERIO DE EVALUACION	PORCENTAJE	PUNTAJE	CALIFICACION X ASPECTO
Calidad del producto suministrado	50%	3	1.5
Cumplimiento de Plazos	25%	3	0.75
Manejo de Contrato	25%	3	0.75

EVALUADOR: (JEFE SECCIÓN SUMINISTROS O INTERVENTOR DEL CONTRATO)

NOMBRE	RAMIRO ROLDAN
CARGO	INSPECTOR
FIRMA	